

## INDIAN INCOME TAX RETURN ACKNOWLEDGEMENT

[Where the data of the Return of Income in Form ITR-1 (SAHAJ), ITR-2, ITR-3, ITR-4, ITR-4S (SUGAM), ITR-5, ITR-6 transmitted electronically with digital signature]

Assessment Year  
**2011-12**

PERSONAL INFORMATION AND THE DATE OF ELECTRONIC TRANSMISSION	Name <b>SWASTIKA CASTAL LIMITED</b>			PAN <b>AADCS9451P</b>			
	Flat/Door/Block No <b>117 A</b>	Name Of Premises/Building/Village			Form No. which has been electronically transmitted <b>ITR-6</b>		
	Road/Street/Post Office	Area/Locality <b>CHITTARANJAN AVENUE</b>					
	Town/City/District <b>KOLKATTA</b>	State <b>GUJARAT</b>	Pin <b>700073</b>	Status (fill the code) <b>Pvt Company</b>			
	Designation of AO(Ward/Circle)	DC/AC CIR-3		Original or Revised <b>ORIGINAL</b>			
	E-filing Acknowledgement Number	<b>290001751230911</b>		Date(DD/MM/YYYY)	<b>23-09-2011</b>		
	COMPUTATION OF INCOME AND TAX THEREON	1	Gross total income			1	2889856
2		Deductions under Chapter-VI-A			2	0	
3		Total Income			3	2889860	
3a		Current Year loss, if any			3a	0	
4		Net tax payable			4	892967	
5		Interest payable			5	71312	
6		Total tax and interest payable			6	964279	
7		Taxes Paid	a	Advance Tax	7a	300000	
			b	TDS	7b	56451	
			c	TCS	7c	1017	
	d		Self Assessment Tax	7e	606810		
	e		Total Taxes Paid (7a+7b+7c +7d)	7e	964278		
8	Tax Payable (6-7d)			8	0		
9	Refund (7e-6)			9	0		

This return has been digitally signed by **VARUN SHARDA** in the capacity of **DIRECTOR** having PAN

**ALFPS7765L** from IP Address **121.247.166.127** on **23-09-2011** at **KOLKATTA**

Dsc Sl no & issuer

Name : M/s SWASTIKA CASTAL LIMITED  
 Address(O) : 117 A, CHITTARANJAN AVENUE, CHITTARANJAN AVENUE, KOLKATA, WEST BENGAL-700073  
 Address(R) : 117 A, CHITTARANJAN AVENUE, CHITTARANJAN AVENUE, KOLKATA, WEST BENGAL-700073  
 Mobile No. : 9879754050  
 Permanent Account No : AADCS9451P  
 Status : Private Limited  
 Previous year : 2010-2011  
 Ward/Circle : DC/AC CIR-3  
 Nature of Business or Profession : MANUFACTURING OTHERS - 124

Date of Incorporation : 10/06/1996  
 Resident Status : Resident  
 Assessment Year : 2011-2012  
 Return : ORIGINAL

Name of the Bank	MICR Code	Address of Bank Branch	Type of Account	Account Number	ECS(Y/N)
ALLAHBAD BANK		KOLKATTA	Current	3879	No

Nature of Business : MANUFACTURING OF ALUMINIUM CASTING

### Computation of Total Income

<u>Income Heads</u>	Income Before Set off	Income After Set off
Income From Business or Profession	2889856	2889856
<b>Gross Total Income</b>		<b>2889856</b>
Less : Deduction under Chapter VIA		0
<b>Total Income</b>		<b>2889856</b>
Rounding off u/s 288A		2889860
Income Taxable at Normal Rate		2889860
Income Taxable at Special Rate		0

### TAX CALCULATION

Tax at Normal Rates	866958	
Total Tax as per other provisions of the IT Act		866958
Tax payable u/s 115JB	721199	
Add : Surcharge(if applicable)	0	0
<b>Total</b>	<b>721199</b>	<b>866958</b>
Add : Education Cess	14424	17339
Add : Secondary & Higher Education Cess	7212	8670
<b>Total</b>	<b>742835</b>	<b>892967</b>
<b>Higher of the above two</b>		<b>892967</b>
Less : TDS/TCS		57468
<b>Assessed Tax</b>		<b>835499</b>
Less : Advance Tax		300000
Add : Interest		71312
u/s 234B	32124	
32124[6M]+0[0M]		
u/s 234C	39188	
( 3759+11277+18798+5354)		
Less : Tax Deposited u/s 140A		606810
<b>Amount Payable</b>		<b>1</b>
Tax Rounded Off u/s 288 B	0	

### COMPREHENSIVE DETAIL

Income from Business & Profession  
Details

**SWASTIKA CASTAL LTD**

2889856

Net Profit As Per P&amp;L A/c

Add:Items Inadmissible/for Separate Consideration

4006660

2683096

Depreciation Separately Considered

2683096

Sub Total

6689756

Less:Items Admissible/for Separate Consideration

3799900

Depreciation Allowed as Per IT Act

3799900

Income From SWASTIKA CASTAL LTD

2889856

**Total of Business & Profession****2889856****Tax Deducted/Collected at Source Details**

Deductor/Employer's Name	TAN	Section	Amount Paid	TDS Amount	Allow. Amt.
MODERN INSULATORS LTD.	JDHM06250G	194C	1036782	20740	20740
<b>Total</b>			<b>1036782</b>	<b>20740</b>	<b>20740</b>
MADHYA GUJARAT VIJ CO LIMITED	BRDM02079A	194A	36254	3625	3625
STATE BANK OF INDIA	BRDS02514B	194A	215730	22017	22017
SWASTIKA STEEL AND ALIED PRODUCT	CALS20719G	194A	35959	3596	3596
SWASTIKA STEEL AND ALIED PRODUCT	CALS20719G	194A	64726	6473	6473
<b>Total</b>			<b>352669</b>	<b>35711</b>	<b>35711</b>
D S AGRAWAL FOOD PRODUCTS LTD	BRDD01411E	206C	85500	1017	1017
<b>Total</b>			<b>85500</b>	<b>1017</b>	<b>1017</b>

**Details : Advance Tax Paid**

Bank and Branch	BSR Code	Dated	ChallanNo.	Amount
STATE BANK OF INDIA -FOCAL POINT LINK BRANCH	0004329	15-03-2011	40739	300000

**Details : Tax Deposited u/s 140A**

Bank and Branch	BSR Code	Dated	ChallanNo.	Amount
STATE BANK OF INDIA-BAnglore focal point branch	0004329	22/09/2011	06950	606810

Jurisdiction: Return for Asst. Year: 2010-2011 filed with Ward: DC/AC CIR-3 on 26/06/2010 vide receipt No. 0

Return Filing Due Date : 30/09/2011

Interest Calculated Upto : 30/09/2011

**SWASTIKA CASTAL LIMITED**  
**Depreciation Chart For Assessment Year '2011-2012'**

**Business Name :SWASTIKA CASTAL LTD**

S.No.	Description/Block of Assets	Rate	Opening WDV	Additions		Deductions		Normal Dep.	Additional Dep.	Total Dep.	Closing WDV
				180 days or more	Less than 180 days	180 days or more	Less than 180 days				
1	Machinery and plant 15% - Machinery and plant	15.00%	11336474.00	2390672.00	5637297.00	0.00	0.00	2481869.00	555468.00	3037337.00	16327106.00
2	Machinery and plant 60% - Machinery and plant	60.00%	144536.00	132723.00	43355.00	0.00	0.00	179361.00	0.00	179361.00	141253.00
3	Buildings 10% - Buildings	10.00%	3929574.00	0.00	56951.00	0.00	0.00	395805.00	0.00	395805.00	3590720.00
4	Furniture and fittings 10% - Furniture and fittings	10.00%	1594297.00	94173.00	370991.00	0.00	0.00	187397.00	0.00	187397.00	1872064.00
<b>Total</b>			<b>17004881.00</b>	<b>2617568.00</b>	<b>6108594.00</b>	<b>0.00</b>	<b>0.00</b>	<b>3244432.00</b>	<b>555468.00</b>	<b>3799900.00</b>	<b>21931143.00</b>

**FORM NO. 3 CA**  
**[See rule 6G (1)(a)]**


Audit report under section 44AB of the Income-tax Act, 1961, in a case where the accounts of the business or profession of a person have been audited under any other law.

We Report that Statutory Audit of

M/s. SWASTIKA CASTAL LIMITED  
117A, CHITTARANJAN AVENUE  
KOLKATA -700 073  
PAN: AADCS9451P

Was conducted by M/s Prakash Chandra Jain & Co. in pursuance of the provisions of the act, and we annex hereto a copy of our audit report dated 04/08/11 along with a copy each of-

- a) The audited profit and loss account for the year ended on 31st March, 2011.
- b) The audited balance sheet as at 31st March, 2011 and
- c) Documents declared by the said act to be part of, or annexed to, the profit and loss account and balance sheet.
2. The statement of particulars required to be furnished under section 44AB is annexed herewith in Form No. 3CD.
3. In our opinion and to the best of our information and according to given to us, the particulars given the said Form No. 3CD are true and correct.
4. In case of payments made by cheque or bank draft, it is not possible us to verify whether the payment in excess of Rs. 20,000/- have been made otherwise then by crossed cheque or bank draft as necessary evidences are not in the possession of the assessee.



FOR PRAKASH CHANDRA JAIN & CO  
CHARTERED ACCOUNTANTS

*D.C. Jain*  
D.C. JAIN  
(PARTNER)  
M.NO 41235

**FORM NO. 3CD**  
**[See rule 6 G (2)]**  
**Statement of particulars required to be furnished under**  
**Section 44AB of the Income-tax Act, 1961**

**PART A**

- |                              |  |
|------------------------------|--|
| 1. Name of the assessee      | M/s Swastika Castal Ltd.                     |
| 2. Address:                  | 117A, Chittaranjan Avenue<br>Kolkata-700 073 |
| 3. Permanent Account Number: | AADCS9451P                                   |
| 4. Status:                   | Closely held Limited Company                 |
| 5. Previous year ended       | 31st March 2011                              |
| 6. Assessment year:          | 2011-12                                      |


**PART B**

- |   |   |   |
|---|---|---|
| 7 | (a) If firm or Association of Persons, indicate names of partners/members and their profit sharing ratios.  | Not Applicable  |
|   | (b) If there is any change in the partners or members or in their profit sharing ratio since the last date of the preceding year, the particulars of such change. | Not Applicable  |
| 8 | (a) Nature of business or profession (if more than one business or profession is carried on during the previous year, nature of every business or profession)     | Manufacturing (Casting & Machining of Non-Ferrous Metals) |
|   | (b) If there is any change in the nature of business or profession, the particulars of such change.   | No  |

- 9 (a) Whether books of account are prescribed under section 44AA, if yes, list of books so prescribed. No such books of accounts have been prescribed.
- (b) Books of account maintained. As per Annexure - 1
- (c) In case books of account are maintained in a computer system, mention the books of account generated by such computer system. As per Annexure - 1
- (d) List of Books of Accounts examined. As per Annexure - 1
- 10 Whether the profit and loss account includes any profits and gains assessable on presumptive basis, if yes, indicate the amount and the relevant sections (44AD, 44AE, 44AF, 44B, 44BB, 44BBA, 44BBB or any other relevant section). No
- 11 (a) Method of accounting employed in the previous year. Mercantile system of accounting except other wise stated.
- (b) Whether there has been any change in the method of accounting employed vis-à-vis the method employed in the immediately preceding previous year. No
- (c) If answer to (b) above is in the affirmative, give details of such change, and the effect thereof on the profit or loss. Not applicable
- (d) Details of deviation, if any, in the method of accounting employed in the previous year from accounting standards prescribed under section 145 and the effect Nil




- thereof on the profit or loss.
- 12 (a) Method of valuation of closing stock employed in the previous year. Raw Material is valued at cost, finished goods; work in progress and Stores are valued at Cost or selling price whichever is less.
- (b) Details of deviation, if any, from the method of valuation prescribed under section 145A, and the effect thereof of the profit or loss There is no deviation
- 12A Give the following particulars of the capital asset converted into stock-in-trade: - The assessee has not converted any of the capital assets into stock in trade hence reporting under this clause is not applicable.
- (a) Description of capital asset;
- (b) Date of acquisition;
- (c) Cost of acquisition;
- (d) Amount at which the asset is converted into stock-in trade;
13. Amounts not credited to the profit and loss account, being,—
- (a) the items falling within the scope of section 28; NIL
- (b) the proforma credits, drawbacks, refund of duty of customs or excise or service tax, or refund of sales tax or value added tax, where such credits, drawbacks or refunds are admitted as due by the authorities concerned; NIL
- (c) Escalation claims accepted during the previous year; NIL
- (d) any other item of income; NIL
- (e) capital receipt, if any. NIL
14. Particulars of depreciation allowable as per the Income-tax Act, 1961 in respect of each asset or block of assets As per Annexure - 2



as the case may be, in the following form :—

Description of Asset/Block of Asset.


- (a) Rate of Depreciation
- (b) Actual cost or Written-Down Value, as the case may be.
- (c) Additions/Deductions during the year with dates; in the case of any addition of asset, date put to use; including adjustment on allowed under the account of---
- (i) Modified Value Added Tax credit claimed and Central Excise Rules, 1944, in respect of assets acquired on or after 1st March, 1994,
- (ii) change in rate of exchange of currency and
- (iii) subsidy or grant or reimbursement, by whatever name called.
- (e) Depreciation allowable.
- (f) Written down value at the end of the year.
- 15 Amounts admissible under sections-33AB, 33ABA, 33AC, (Wherever applicable), 35, 35ABB, 35AC, 35CCA, 35CC B, 35D, 35DD, 35DDA, 35E
- (a) debited to the profit and loss account (showing the amount debited and deduction allowable under each section separately); Nil
- (b) not debited to the profit and loss account. Nil
16. (a) Any sum paid to an employee as bonus or commission for services rendered, where such sum was otherwise payable to him as profits or dividend. [Section 36(1)(ii)]. During the year, Company has paid Bonus of Rs. 528654/-, as informed by the management the same is well with in the limits.
- (b) Any sum received from employees As per Annexure - 3



- contributions to any provident fund or superannuation fund or any other fund mentioned in section 2(24)(x); and due date for payment and the actual date of payment to the concerned authorities under section 36(1)(va).
17. Amounts debited to the profit and loss account, being :—
- |     |  |   |
|-----|--|---|
| (a) | expenditure of capital nature;   | NIL   |
| (b) | expenditure of personal nature;  | As explained to us no such expenses have been debited to profit and loss account.                                 |
| (c) | expenditure on advertisement in any souvenir, brochure, tract, pamphlet or the like, published by a political party; | NIL   |
| (d) | expenditure incurred at clubs,—  |   |
|     | (i) as entrance fees and subscriptions;  | NIL   |
|     | (ii) as cost for club services and facilities used;  |   |
| (e) | (i) expenditure by way of penalty or fine for violation of any law for the time being in force;                      | NIL   |
|     | (ii) any other penalty or fine;  | NIL   |
|     | (iii) expenditure incurred for any purpose which is an offence or which is prohibited by law;                        | NIL   |
| (f) | Amounts inadmissible under section 40(a);  | NIL   |
| (g) | interest, salary, bonus, commission or remuneration inadmissible under section 40(b)/40(ba) and computation thereof; | Not Applicable  |
| (h) | (A) whether a certificate has been obtained from the assesses regarding payments relating to any expenditure         | Cash NIL<br>In case of bank payment it is very difficult for us to verify that the payment have been made through |



	covered under section 40A(3) that the payments were made by account payee cheques drawn on a bank or account payee bank draft, as the case may be, [Yes]	account payee cheque certificate from management is enclosed, which is self- explanatory
	(B) amount inadmissible under section 40A(3), read with rule 6DD [with break-up of inadmissible amounts]	NIL
(i)	provision for payment of gratuity not allowable under section 40A(7);	NIL
(j)	any sum paid by the assessee as an employer not allowable under section 40A(9);	NIL
(k)	particulars of any liability of a contingent nature.	NIL
(l)	amount of deduction inadmissible in terms of section 14A in respect of the expenditure incurred in relation to income which does not form part of the total income;	NIL
(m)	amount inadmissible under the proviso to section 36(1)(iii)	
17 A.	Amount of interest paid inadmissible under section 23 of the Micro, Small and Medium Enterprises Development Act, 2006	
18.	Particulars of payments made to persons specified under section 40A(2)(b)	As per Annexure - 4
19.	Amounts deemed to be profits and gains under section 33AB or 33ABA or 33AC.	NIL
20.	Any amount of profit chargeable to tax under section 41 and computation thereof.	NIL



21.

\* (i) In respect of any sum referred to in clauses (a), (b), (c), d), (e) or (f) of section 43B, the liability for which :—

As per Annexure -5

(A) pre-existed on the first day of the previous year but was not allowed in the assessment of any preceding previous year and was

(a) paid during the previous year;

(b) not paid during the previous year.

(B) was incurred in the previous year and was

(a) paid on or before the due date for furnishing the return of income of the previous year under section 139(1);

(b) not paid on or before the aforesaid date.

State whether sales tax, customs duty, excise duty or any other indirect tax, levy, cess, impost, etc., is passed through the profit and loss account.


Yes

22.

(a) Amount of Modified Value Added Tax credits availed of or utilized during the previous year and its treatment in the profit and loss account and treatment of outstanding Modified Value Added Tax credits in the accounts.

As per Annexure - 6

(b) Particulars of income or expenditure of prior period Nil



23. credited or debited to the profit and loss account. Details of any amount borrowed on hundi or any amount due thereon (including interest on the amount borrowed) repaid, otherwise than through an account payee cheque [Section 69D]. Nil
24. (a) \* Particulars of each loan or deposit in an amount exceeding the limit specified in section 269SS taken or accepted during the previous year: —
- (i) name, address and permanent account number (if available with the assessee) of the lender or depositor;
- (ii) amount of loan or deposit taken or accepted;
- (iii) whether the loan or deposit was squared up during the previous year;
- (iv) maximum amount outstanding in the account at any time during the previous year;
- (v) whether the loan or deposit was taken or accepted otherwise than by an account payee cheque or an account payee bank draft.



\*(These particulars need not be given in the case of a Government company, a banking company or a corporation established by a Central, State or Provincial Act.)

(b) Particulars of each repayment of loan or deposit in an amount exceeding the limit specified in section 269T made during the previous year: —

(i) name, address and permanent account number (if available with the assessee) of the payee;

(ii) amount of the repayment;

(iii) maximum amount outstanding in the account at any time during the previous year;

(iv) whether the repayment was made otherwise than by account payee cheque or account payee bank draft.

(c) Whether a certificate has been obtained from the assessee regarding taking or accepting loan or deposit, or repayment of the same through an account payee cheque or an account payee bank draft. [Yes/No] Yes



The particulars (i) to (iv) at (b) and the Certificate at (c) above need not be given in the case of a repayment of any loan or deposit taken or accepted from Government, Government company, banking company or a corporation established by a Central, State or Provincial Act.

25.

Details of brought forward loss or depreciation allowance, in the following manner, to the extent available :

NIL

(a)	Serial Number	Assessment Year	Nature of loss allowance (in rupees)	Amount as returned in rupees)	Amount as assessed (give reference to relevant order)	Remarks
-----	---------------	-----------------	--------------------------------------	-------------------------------	---	---------

(b) Whether a change in shareholding of the company has taken place in the previous year due to which the losses incurred prior to the previous year cannot be allowed to be carried forward in terms of section 79.

No

26.


Section-wise details of deductions, if any, admissible under Chapter VIA.

Nil

27.

(a) Whether the assessee has complied with the provisions of Chapter XVII-B regarding deduction of tax at source and regarding the payment thereof to the credit of the Central Government. [Yes/No]

We have verified the compliance with the provisions of Chapter XVII-B regarding the deduction of tax at source and regarding the payment thereof to the credit of the Central Government in accordance with the auditing standards generally accepted in



India which include test check and concept of materiality. The non-compliance as revealed during such audit procedures is as mentioned in clause (b) hereunder. The Assessee has deducted TDS and the same have been deposited to the central government , details of which is enclosed as per Annexure -8

- (b) If the provisions of Chapter XVII-B have not been complied with, please give the following details\*, namely:-
- Amount
- (i) Tax deductible and not deducted at all Nil
- (ii) shortfall on account of lesser deduction than required to be deducted Nil
- (iii) tax deducted late Nil
- (iv) tax deducted but not paid to the credit of the Central Government Nil
- \*Please give the details of cases covered in (i) to (iv) above. Nil

28. (a) In the case of a trading concern, give quantitative details of principal items of goods traded: Not Applicable
- (i) opening stock;
- (ii) purchases during the previous year;
- (iii) sales during the previous year;
- (iv) closing stock;
- (v) shortage/excess, if any.



(b) In the case of a manufacturing concern, give quantitative details of the principal items of raw materials, finished products and by-products: \_\_\_\_\_

As per Annexure - 09

A. Raw materials:

- (i) opening stock;
- (ii) purchases during the previous year;
- (iii) consumption during the previous year;
- (iv) sales during the previous year;
- (v) closing stock;
- (vi) \* yield of finished products;
- (vii) \* percentage of yield;
- (viii) \* shortage/excess, if any.

B. Finished products/By-products :

- (i) opening stock;
  - (ii) purchases during the previous year;
  - (iii) quantity manufactured during the previous year;
  - (iv) sales during the previous year;
  - (v) closing stock;
  - (vi) shortage/excess, if any.
- \*Information may be given to the extent available.

29.

In the case of a domestic company, details of tax on distributed profits under section 115-O in the following form :—

- (a) total amount of distributed profits;
- (b) total tax paid thereon;
- (c) dates of payment with amounts.

Not Applicable



30. Whether any cost audit was carried out, if yes, enclose a copy of the report of such audit [See section 139(9)]. Central Government has not prescribed the Cost Audit under Section 209(1) (d) read with section 233B of the Companies Act, 1956 for the activities carried out by the company.
31. Whether any audit was conducted under the Central Excise Act, 1944, if yes, enclose a copy of the report of such audit. Not Applicable
32. Accounting ratios with calculations as follows: — As per Annexure-10  
(a) Gross profit/Turnover;  
(b) Net profit/Turnover;  
(c) Stock-in-trade/Turnover;  
(d) Material consumed/ Finished goods produced.

FOR PRAKASH CHANDRA JAIN & CO  
CHARTERED ACCOUNTANTS



D.C. JAIN  
(PARTNER)  
M.NO 41235

**SWASTIKA CASTAL LIMITED  
117-A, CHITTARANJAN AVENUE,  
KOLKATTA.**

**CERTIFICATE FORMING PART OF TAX AUDIT REPORT  
WISE U/S 44AB OF  
THE INCOME TAX ACT 1961**

We hereby confirm that we have not accepted any loan / deposit or paid any loan/deposit otherwise than the account payee cheques /demand draft during the year under reference.

This statement is fact as per my knowledge and belief.

For Swastika Castal Limited



  
Director

**SWASTIKA CASTAL LIMITED  
117-A, CHITTARANJAN AVENUE,  
KOLKATTA.**

**Clause no 17 (h)**

We hereby confirm that we have not made payment of expenditure covered under section 40A (3) of the Income Tax Act 1961 by otherwise than by account payee cheques / demand draft.

This statement is fact as per our knowledge and belief.

For Swastika Castal Limited

*α*

  
Director

**ANNEXURE -I**

**PART-A**

1	Name of the Assessee	M/S SWASTIKA CASTAL LIMITED
2	Address	117A, CHITTARANJAN AVENUE KOLKATA 700 073
3	Permanent Account Number	AADCS9451P
4	Status	Private Limited Company
5	Previous Year ended	31st March 2011
6	Assessment Year	2011-2012

**PART-B**

Nature of Business : Mfg Casting & Machining of Non-Ferrous Metals  
Code : 0107

Sr. No.	Parameters	Current Year	Preceeding Year
1	Share Capital	7600000.00	7600000.00
2	Share Application Money	0.00	0.00
3	Reserves & Surplus	22740069.05	22898405.65
4	Secured Loan	47980802.39	33215078.46
5	Unsecured Loan	7373362.00	3963118.00
6	Current Liabilities and Provisions	50166366.86	37918481.62
7	Total of Balance Sheet	135860600.30	105595083.73
8	Gross Turnover	128924443.43	105721856.19
9	Gross Profit	14580659.44	11484884.70
10	Commission Received	0.00	0.00
11	Commission paid	0.00	0.00
12	Interest Received	337002.46	352360.52
13	Interest Paid	5802079.32	5020692.55
14	Depreciation as per books of accounts	2683096.26	1914477.78
15	Net Profit (or Loss) before tax	4006659.84	3184135.26
16	Taxes on income paid/provided for in the books	958925.00	139943.00



FOR PRAKASH CHANDRA JAIN & CO.  
CHARTERED ACCOUNTANT

*D.C. Jain*  
D.C. JAIN  
(PARTNER)  
M.NO. 41235


**M/S SWASTIKA CASTAL LIMITED  
ANNEXURES TO FORM 3CD  
ASSESSMENT YEAR 2011-10**

<b>ANNEXURE - 1</b>			
Sr. No.	BOOKS PRESCRIBED	BOOKS MAINTAINED *	BOOKS EXAMINED
1.		Cash Book	Cash Book
2.		Bank Book	Bank Book
3.	Not Prescribed	Purchase Register	Purchase Register
4.		Sales Register	Sales Register
5.		Journal Book	Journal Book
6.		General Ledger	General Ledger
7.		Stock Register	Stock Register

\* All books of accounts are generated through computer system.

<b>ANNEXURE - 3</b>					
The Details of sums received from employees towards contribution to Provident Fund and employer's contribution thereof.					
EMPLOYEES PROVIDENT FUND					
Month	Year	Employees' Contribution (Rs.)	Employer's Contribution (Rs.)	Date of Payment	Date of Realization (Incase of Cheque)
April	2010	12260	13905	24.05.10	24.05.10
May	2010	13022	14770	25.06.10	25.06.10
June	2010	12525	14205	16.07.10	16.07.10
July	2010	13540	15356	13.09.10	13.09.10
August	2010	14536	16486	23.09.10	23.09.10
September	2010	13012	14758	31.10.10	31.10.10
October	2010	13816	15671	18.12.10	18.12.10
November	2010	12093	13716	18.12.10	18.12.10
December	2010	14454	16393	02.02.11	02.02.11
January	2011	14705	16678	08.03.11	08.03.11
February	2011	14668	16636	08.03.11	08.03.11
March	2011	13548	15366	25.04.11	25.04.11
Total		162179	183940		

NOTE:



FOR SWASTIKA CASTAL LTD

DIRECTOR

**FIXED ASSETS  
PARTICULARS OF DEPRECIATION ALLOWABLE AS PER THE INCOME TAX ACT, 1961**

ANNEXURE- 2

Block of Assets	Rate of Dep. %	Balance as on 1/4/2010	Addition before 30.9.10	Addition after 30.9.10	Sales during the year	Balance as on 31/3/11	Depreciation Provided during year	Balance as on 31/03/2011
<b>A. PLANT &amp; MACHINERY</b>								
Plant & Machinerie	0.15	9,042,777.26	457,969.00	5,554,679.00	-	15,055,425.26	1,841,712.86	12,658,244.50
Plant & Machinerie	0.20	-	-	5,554,679.00	-	-	555,467.90	-
							2,397,180.76	
Laboratory Instrun	0.15	26,027.75	-	-	-	26,027.75	3,904.16	22,123.59
Motor Car	0.15	459,487.98	1,271,647.00	-	-	1,731,134.98	259,670.25	1,471,464.73
Air Conditioner	0.15	107,967.67	13,800.00	-	-	121,767.67	18,265.15	103,502.52
Jigs, Fixtures & To	0.15	-	72,286.00	34,419.00	-	106,705.00	13,424.33	93,280.68
Cycle	0.15	1,922.68	-	-	-	1,922.68	288.40	1,634.28
Die	0.15	1,249,407.53	539,376.00	35,199.00	-	1,823,982.53	270,957.45	1,553,025.08
Measuring Instrum	0.15	245,111.57	22,594.00	-	-	267,705.57	40,155.84	227,549.74
Electronic Weigh S	0.15	7,539.12	-	-	-	7,539.12	1,130.87	6,408.25
New Tube Well	0.15	27,144.33	-	-	-	27,144.33	4,071.65	23,072.68
Water Tank	0.15	19,599.65	-	-	-	19,599.65	2,939.95	16,659.71
Sand Blasting Syst	0.15	82,773.49	-	-	-	82,773.49	12,416.02	70,357.46
Fire Fighting Equip	0.15	17,021.70	-	-	-	17,021.70	2,553.25	14,468.44
Mobile	0.15	36,886.57	13,000.00	13,000.00	-	62,886.57	8,457.99	54,428.59
R.O System (water	0.15	6,655.58	-	-	-	6,655.58	998.34	5,657.25
Tube Well	0.15	6,148.19	-	-	-	6,148.19	922.23	5,225.96
<b>SUB-TOTAL</b>		<b>11,336,471.08</b>	<b>2,390,672.00</b>	<b>5,637,297.00</b>	-	<b>19,364,440.08</b>	<b>3,037,336.64</b>	<b>16,327,103.44</b>
<b>B. COMPUTER</b>								
Computer	0.60	144,535.96	132,723.00	43,355.00	-	320,613.96	179,361.88	141,252.08
<b>SUB-TOTAL</b>		<b>144,535.96</b>	<b>132,723.00</b>	<b>43,355.00</b>	-	<b>320,613.96</b>	<b>179,361.88</b>	<b>141,252.08</b>
<b>C. FACTORY BUILDING</b>								
Land	0.10	1,826,759.00	41,650.00	56,951.00	-	1,868,409.00	-	1,868,409.00
Building	0.10	3,929,574.40	-	-	-	3,986,525.40	395,804.99	3,590,720.41
<b>SUB-TOTAL</b>		<b>5,756,333.40</b>	<b>41,650.00</b>	<b>56,951.00</b>	-	<b>5,854,934.40</b>	<b>395,804.99</b>	<b>5,459,129.41</b>


FOR SWASTIKA CASTAL LTD  
5,756,333.40  
DIRECTOR

**D. FURNITURE & FIXTURES**

Electric Installation	0.10	1,099,306.83	-	263,287.00	-	1,362,593.83	123,095.03	1,239,498.80
Furniture & Fixture	0.10	271,732.01	94,173.00	96,123.00	-	462,028.01	41,396.65	420,631.36
Office Equipments	0.10	221,302.31	-	11,581.00	-	232,883.31	22,709.28	210,174.03
Fax Machine	0.10	1,955.83	-	-	-	1,955.83	195.58	1,760.25
<b>SUB-TOTAL</b>		<b>1,594,296.98</b>	94,173.00	370,991.00	-	<b>2,059,460.98</b>	<b>187,396.55</b>	<b>1,872,064.43</b>

**E. CAPITAL WORK IN PROGRESS**

Capital Work-in-pr	-	-	-	4,631,344.00	-	4,631,344.00	-	4,631,344.00
<b>SUB-TOTAL</b>		-	-	4,631,344.00	-	4,631,344.00	-	4,631,344.00
<b>TOTAL (A+B+C+D)</b>		<b>18,831,637.41</b>	<b>2,659,218.00</b>	<b>10,739,938.00</b>	-	<b>32,230,793.41</b>	<b>3,799,900.05</b>	<b>28,430,893.36</b>

FOR SWASTIKA CASTAL LTD  
  
 DIRECTOR

<b>ANNEXURE - 4 (a)</b>		
DETAILS OF PAYMENT MADE TO PERSON SPECIFIED U/S 40A(2)(B)		
SALARY PAID		
SR. NO.	NAME OF THE DIRECTOR	AMOUNT (RS.)
1.	SHREE GOPAL SHARDA	360000.00
2.	VARUN SHARDA	540000.00

<b>ANNEXURE - 4 (b)</b>		
DETAILS OF PAYMENT MADE TO PERSON SPECIFIED U/S 40A(2)(B)		
SR. NO.	NAME OF THE ASSOCIATES CONCERN	AMOUNT (RS.)
1.	PURCHASE OF DIE AND COMPONENT FROM METAL FORM	1429645.00
2.	INETREST PAID TO SWASTIKA PRECAST PVT. LTD.	208168.00
3.	PURCHASE FROM M/S. SWASTIK METCAST P LTD	12868664.00

<b>ANNEXURE - 5</b>							
Liability incurred during the previous year							
Sr. No.	Nature of Liability	Amount incurred during the previous year but remaining outstanding as on the last day of the previous year	Amount paid /setoff before the due date of filing the return against column (3)		Amount unpaid on the due date of filing the return	Whether passed through P&L A/c	Remarks
			Date	Amount			
1.	CST	183778.00	25/04/11	183778.00	Nil	Yes	
2.	Professional Tax	1570.00	04/08/11	1570.00	Nil	Yes	
3.	VAT	60898	25/04/11	54256.00	Nil	Yes	


FOR SWASTIKA CASTAL LTD  
*Varun Sharda*  
 DIRECTOR

**RG 23 A -II**

<b>ANNEXURE - 6</b>				
Sr. No.	Particulars	Modvat Amount Paid (in Rs.)		
		Excise	Cess	H.E Cess
1.	Balance MODVAT/CENVAT credit as at the beginning of the year	244803	14257	8610
2.	MODVAT/CENVAT credit available during the year	8072337	158311	79149
	Sub-Total (1 + 2)	8317140	172568	87759
3.	Amount of MODVAT/CENVAT credit utilized during the year	7737378	155034	78568
4.	Balance representing outstanding amount as at the end of the year	579762	17534	9191

**RG 23 C-II**

<b>ANNEXURE - 6</b>				
Sr. No.	Particulars	Modvat Amount Paid (in Rs.)		
		Excise	Cess	H.E Cess
1.	Balance MODVAT/CENVAT credit as at the beginning of the year	80483	3706	2615
2.	MODVAT/CENVAT credit available during the year	642380	11070	5534
	Sub-Total (1 + 2)	722863	14776	8149
3.	Amount of MODVAT/CENVAT credit utilized during the year	645000	13000	6000
4.	Balance representing outstanding amount as at the end of the year	77863	1776	2149
5.	Credit revert 50% after the year 2008-09	33466	669	333
6.	Total closing balance	111329	2445	2482



FOR SWASTIKA CASTAL LTD

DIRECTOR

## SERVICE TAX

### ANNEXURE - 6

Sr. No.	Particulars	Modvat Amount Paid (in Rs.)		
		Excise	Cess	H.E Cess
1.	Balance MODVAT/CENVAT credit as at the beginning of the year	69687	2137	871
2.	MODVAT/CENVAT credit available during the year	215683	4354	2146
	Sub-Total (1 + 2)	285370	6491	3017
3.	Amount of MODVAT/CENVAT credit utilized during the year	180036	4000	1500
4.	Balance representing outstanding amount as at the end of the year	105334	2491	1517

### DETAILS OF PLA ACCOUNT

PARTICULARS	EXCISE	CESS	H & S CESS
Opening Balance in PLA	30589	5335	6000
Add: Credit During the year	3010000	55000	25000
Sub Total	3040589	60335	31000
Less : Debit during the year	3040000	60000	30000
Closing Balance	589	335	1000



FOR SWASTIKA CASTAL LTD

DIRECTOR

**ANNEXURE - 7**

Particulars of each loan or deposit of Rs. 20000/- or more accepted or repaid by the Assessee

Sr. No.	Name and Address of the Lender/Depositor	Amount of loan or deposit taken or accepted (Brought Forward )	Addition during the year	Amount of repayment	Closing Balance as on 31/03/10	Maximum amount outstanding during the year	Whether A/c squared off during the year
1)	Luckdhan Vyapaar Pvt Ltd	2,500,000.00	.166,438.00 (Interest 166438)	2,673,836.00	-7,398.00	2,500,000.00	YES
2)	Swastika Precast Pvt Ltd	1,463,118.00	233,468.00 (Interest 208168)	246,586.00	1,450,000.00	1,463,118.00	NO
3)	Fasttrack tieup Pvt Ltd	0.00	2,504,935.00 (Interest 4932)	0.00	2,504,935.00	2,504,935.00	NO
4)	Hooghly Jute Mills Ltd	0.00	2,504,315.00 (Interest 4315)	0.00	2,504,315.00	2,504,315.00	NO




FOR SWASTIKA CASTAL LTD

X

## ANNEXURE - 8

Details of TDS Deducted & paid for the March' 2011

Sr. No.	Particulars of Head under Which tax is deducted at source	Amount of Tax Deducted at Source (in Rupees)	Due Date for Remittance to Govt.	Date of deposit in the govt. a/c
1.	Contractor	24683.00	31.03.11	25.04.11
		967.00	31.03.11	25.04.11
		3791.00	31.03.11	13.05.11
		36642.00	31.03.11	25.04.11
2.	Rent	2500.00	31.03.11	25.04.11
3.	Salary	19070.00	31.03.11	25.04.11
4.	Professional Fees	3157.00	31.03.11	25.04.11
5.	Interest	28625.00	31.03.11	25.04.11
	TOTAL	119435.00		



FOR SWASTIKA CASTAL LTD

DIRECTOR

2010-2011

ANNEXURE-9

Sr No.	Component	Opening Qty	Production	Total	Rejection	Despatch	Closing Qty
1	Blast Cylinder	159	120	279	57	31	191
2	Center Tank	1	0	1	0	0	1
3	Closing Lever	465	2882	3347	0	2646	701
4	Connecting Hsg	4	20	24	9	15	0
5	Connecting Plate	0	100	100	3	95	2
6	Crank Hsg	184	5688	5872	1572	3606	694
7	Cylinder Base	210	4943	5153	733	3585	835
8	F.C.Support	84	7819	7903	1792	6069	42
9	Flange - 033	1	287	288	287	0	1
10	Flange - 252	15	139	154	19	99	36
11	Flange - 3375	10	208	218	86	99	33
12	Flange - 5031	2	186	188	28	151	9
13	Flange - 786	20	0	20	19	0	1
14	G Housing	4	1	5	0	4	1
15	Intermediate Flange	463	2907	3370	371	1490	1509
16	M.V.Housing	33	122	155	32	61	62
17	Mechanisium Housing	34	470	504	143	301	60
18	Mechanisium Hsg (Delight)	27	18	45	22	0	23
19	Mechanisium Hsg (Big)	8	23	31	28	0	3
20	Pole Casing	67	337	404	116	24	264
21	Primary Flange	56	161	217	41	133	43
22	Spring Hsg	3	281	284	40	204	40
23	T-Mech Hsg	2	536	538	11	479	48
24	Tank - Bottam Of Tank	0	1	1	0	0	1
25	Drive Hsg	3	18	21	5	16	0
26	Flange 105	0	1	1	1	0	0
27	Piston	0	44	44	0	0	44
28	Shade	165	0	165	165	0	0
29	Terminal Flange	6	31	37	0	0	37
30	Top Plate	1	0	1	0	0	1
31	Tripping Lever	770	3358	4128	514	2550	1064
32	Cylinder D Contact	0	2	2	2	0	0
33	Gegan 312	2	3	5	3	0	2
34	Gegan 309	170	2368	2538	1060	1336	142
35	P.C.Fixe	513	6332	6845	1301	4728	816
36	Pide	3	2358	2361	128	2215	18
37	Port Contact Mobil	7	1	8	2	0	6
38	Tregar 312	26	0	26	18	0	8
39	Tregar 309	0	9	9	8	0	1
40	Carrier / Support	43	180	223	59	59	105
41	Connector / Terminal	72	341	413	149	175	89
42	Core Housing	85	46	131	97	0	34
43	Cover / Jacket	239	309	548	454	0	94
44	Cover CT	2	456	458	185	253	20
45	F.C.Holder 145kva	46	1119	1165	480	643	42
46	F.C.Support 245kva	17	1148	1165	101	946	118
47	Gear Housing	4	341	345	41	284	20
48	Kolben	74	120	194	59	0	135
49	M.C.Holder 145kva	69	1140	1209	361	627	221
50	M.C.Support 245kva	56	883	939	292	588	59
51	Screening	32	214	246	69	113	64
52	Stern / Star	54	207	261	30	88	143



FOR SWASTIKA CASTAL LTD

7  
*[Signature]*  
 DIRECTOR

53	Terminal Plate	96	226	322	42	227	53
54	Ventikoper	2	160	162	30	46	86
55	Flange - 060	16	0	16	15	0	1
56	Flange - 1166	6	0	6	3	0	3
57	Flange - 2548	1	0	1	1	0	0
58	Flange - 2561	1	0	1	1	0	0
59	Flange - 2762	1	0	1	1	0	0
60	Flange - 699	17	36	53	15	36	2
61	Flange - 800058 M2	58	1247	1305	216	1039	50
62	Flange - 8012	0	2	2	2	0	0
63	Flange - 8025	4	0	4	4	0	0
64	Flange - 8052	16	0	16	15	0	1
65	Flange - 8053	152	4930	5082	881	4135	66
66	Flange - 8057	9	0	9	8	0	1
67	Flange - 8058	298	3359	3657	644	2749	264
68	Flange - 8067	12	0	12	10	0	2
69	Flange - 8068	5	0	5	5	0	0
70	Flange - 8115	1	0	1	0	0	1
71	Flange - 8130	328	4496	4824	881	3817	126
72	Flange - 8166	23	1337	1360	191	1017	152
73	Flange - 8232	7	0	7	7	0	0
74	Flange - 8233	6	3	9	9	0	0
75	Flange - 8236	4	0	4	4	0	0
76	Flange - 8237	1	11	12	1	0	11
77	Flange - 8248	0	30	30	30	0	0
78	Flange - 8328	9	0	9	0	0	9
79	Flange - 8378	4	0	4	3	0	1
80	Flange - 2338	0	40	40	17	0	23
81	Base	1	551	552	12	510	30
82	Hub L/H	1	260	261	9	87	165
83	Hub R/H	1	534	535	91	304	140
84	Conservator 72.5kva	7	70	77	34	33	10
85	Conservator Cover 72.5kva	18	60	78	36	16	26
86	Mounting Flange 72.5kva	3	77	80	59	16	5
87	Conservator 145kva	107	664	771	393	345	33
88	Conservator Cover 145kva	279	448	727	220	395	112
89	Mounting Flange 145kva	79	473	552	182	345	25
90	Conservator 245kva	52	3	55	55	0	0
91	Conservator Cover 245kva	43	0	43	43	0	0
92	Mounting Flange 245kva	26	26	52	38	0	14
93	BEC	19	11	30	10	0	20
94	CVT Cover	51	566	617	105	460	52
95	Extension Pipe 100	54	0	54	54	0	0
96	Extension Pipe 300	87	0	87	52	35	0
97	Porclean Flange 2048	79	14	93	79	0	14
98	Flange - 25	14	0	14	14	0	0
99	Flange - 4709	44	0	44	44	0	0
100	Flange - 5371	29	0	29	29	0	0



FOR SUPPLY OF MATERIALS LTD

*[Handwritten signature]*

101	Lower Tank	109	1216	1325	601	458	266
102	Mounting Leg	55	13	68	28	0	40
103	Porclean Flange 2083	23	0	23	23	0	0
104	Porclean Flange Mounting Le	2	12	14	0	0	14
105	Top End Cover	15	21	36	36	0	0
106	Flange - 1125	2	0	2	2	0	0
107	Flange - 1179	2	0	2	2	0	0
108	Flange - 1221	4	0	4	4	0	0
109	Flange - 1224	6	0	6	4	0	2
110	Flange - 951	2	0	2	2	0	0
111	Flange - 1290	334	1017	1351	126	1194	31
112	Flange - 219	3	0	3	3	0	0
113	Flange - 316*2	1	244	245	53	191	1
114	Flange - 353	2	0	2	2	0	0
115	Flange - 404	1	0	1	1	0	0
116	Flange - 51290-8	0	5	5	0	0	5
117	Flange - 51290-10	1	0	1	1	0	0
118	Flange - 51290-9	3	0	3	3	0	0
119	Flange - 792	5	0	5	5	0	0
120	Contact Head	25	0	25	0	25	0
121	M.C.Support IEC	23	2	25	0	0	25
122	Tank Head	0	833	833	424	301	108
123	Flange - 2867	0	9	9	7	0	2
124	Flange - 2339	0	29	29	1	0	28
125	Flange -2339 H2	28	0	28	0	0	28
126	Flanchscheible	0	102	102	0	65	37
127	Flange - 80020 M1	0	1	1	0	0	1
128	Flange - 80020 M2	0	1	1	0	0	1
129	Bottam Flange	0	1	1	0	0	1
130	Flange - 8345	0	12	12	8	0	4
131	Flange - 8082	0	2	2	2	0	0
132	Flange - 8373	0	4	4	3	0	1
133	Mounting Leg Plate	0	15	15	10	0	5
134	Flange - 916	0	1	1	0	0	1
135	Extension Tank	0	1	1	0	0	1
136	Flange - 8217	0	1	1	0	0	1
137	Flange - 2331 H2	0	21	21	0	15	6
138	SCT - 100	0	330	330	148	67	115
139	MCT - 550	0	287	287	96	58	133
140	Flange - 2322 H1	0	16	16	0	0	16
141	Flange - 2322 H2	0	9	9	0	0	9
142	Flange - 834	0	5	5	0	0	5
143	Lower Terminal	0	7	7	0	0	7
144	T.K.Moving C Holder	0	29	29	21	1	7
145	T.K.3 Moving C Holder	0	35	35	24	1	10
146	T.K.Disc Contact	0	34	34	5	1	28
147	Conductor Pieces	0	49	49	11	0	38
148	Carrier Small	0	188	188	0	0	188
149	Flange - 2323	0	11	11	0	0	11
150	Flange - 2329	0	9	9	0	0	9
151	Mobil Contact	0	4	4	0	0	4
152	V.X.3 Contact Support	0	8	8	0	0	8
153	T.K.Moving C Holder(Cap)	0	14	14	0	0	14
154	T.K.Moving C Holder(Cap Bid	0	4	4	0	0	4
155	Top Flange	0	2	2	0	0	2
156	Brand Holding	0	5	5	0	5	0



FOR SWASTIKA CASTAL LTD

Handwritten signature and initials.

## ANNEXURE-10

## RATIO CALCULATION

SR NO.	PARTICULARS	31/03/2011
		(in %)
1	<b>GROSS PROFIT / TURNOVER</b>	11.31
2	<b>NET PROFIT/ TURNOVER</b>	3.11
3	<b>STOCK IN TRADE / TURNOVER</b>	22.31
4	<b>MATERIAL CONSUMED / FINISHED GOODS PRODUCED (</b>	0.51
<b>1</b>	<b>Turnover</b>	
	Sales-Domestic	125813211.43
	Sales-Export	3111232.00
	Labour Chargers	0.00
	Turnover	128924443.43
<b>2</b>	<b>Gross Profit</b>	
	Turnover	128924443.43
	Less: Cost of goods sold	114343783.99
	Gross Profit	14580659.44
<b>3</b>	<b>Net Profit before Taxaton</b>	4006659.84
<b>4</b>	<b>Stock in trade</b>	
	Closing stock of manufactured/ finished goods	28757888.90
	Total	28757888.90
<b>5</b>	<b>Material consumed</b>	
	Raw material consumed	60770681.84
	Total	60770681.84
<b>6</b>	<b>Finish goods produced</b>	
	Material consumed	60770681.84
	Cost of employee	8591872.00
	Other manufacturing expense	50393064.89
	Total	119755618.73
	Add: opening stock of work in progress	0.00
	Less: closing stock of work in progress	0.00
	Less: closing stock of consumables	0.00
	<b>Cost of Finished Goods Produced</b>	119755618.73
<b>7</b>	<b>Cost of Goods Sold</b>	
	Finished Goods Produced (As above)	119755618.73
	Depreciation	2683096.26
	Total	122438714.99
	Add: Opening stock of finished goods	8119815.00
	Total	130558529.99
	Less: Closing stock of finished goods	16214746.00
	<b>Cost of Goods Sold</b>	114343783.99




FOR SIGNATURE

2

*[Handwritten signature]*

### NOTES FORMING PART OF FORM 3CD

1. We have relied on the list of persons covered by section 40A (2) (B) of the Income Tax Act 1961, as furnished to us by the assessee.
2. Confirmation of Balances of loans, sundry debtors, creditors, loans & advances for the year awaited.
3. Figures have been rounded off to the nearest rupees.
4. Irrecoverable receivables, if any are written off only upon the final settlements of accounts with the parties.
5. In certain cases, various expenses have been accounted on the basis of vouchers signed by the payee & authorized by the assessee in the absence of supporting documents. As explained to us such expenses incurred under business need and exigencies having regard to accepted business practice in which assessee is engaged. Such expenses treated as incurred for business purpose and accounted accordingly.
6. In the opinion of the assessee current assets, loans & advances have the value at which they are stated in the balance sheet, if realized in the ordinary course of business. The provision for all known liabilities is adequate and not in excess of the amount reasonably necessary.
7. The clauses mentioned in Form No.3CD require us to report on various matters, which are within the exclusive knowledge of the assessee. In respect of these items, we have relied on the representations/explanations of the assessee as regards credits, drawbacks, escalation claims and any other items as income, capital receipts not credited to profit & loss a/c.
8. The form requires us to report on various matters which are to be ascertained on the basis of the assessment records, in respect of these matters, we have relied on the assessment records, if any, as received by the assessee and produced before us.
9. For reporting under clause 24, we have restricted our observation to transaction during the year only.



## NOTES TO SPECIFIC CLAUSES FORMS PART OF FORM NO. 3CD

### NOTE TO CLAUSE 12:

Based on recommendation of the Institute of Chartered Accountants of India in its publications Guidance Note on Tax Audit u/s 44AB of Income Tax Act, first edition 1999, para 23.3 Stock in Trade understood to mean "raw Materials" and Finished Goods" only.

### NOTE TO CLAUSE 17(a):

In absence of definition of the terms " Capital Expenditure " under the act and being a Technical matter, classification between capital and revenue expenditure has been made keeping in view the accounting distinction between Capital and Revenue and the suggestion made in the guidance note of the Institute of Chartered Accountants of India.


### NOTE TO CLAUSE 17(b):

(1) Examination of Books of a/c (2) Vouchers produced before us for verification (3) The explanation given and representation made to us on our inquires and as per accepted business practice having regard to directors/company's needs and exigencies, we have not come across any expenses charged to revenue which in our opinion and judgments and to the best of our knowledge and belief could be regarded as personal expenses and hence all expenses as are debited to the revenue a/c are certified as incurred for business purpose.


### NOTE TO CLAUSE 18:

Payments to persons carrying on business or profession in which director and relatives of director are having substantial interest could be ascertained only in the lists of the specified persons provided by the assessee and hence information has been verified accordingly.

FOR PRAKASH CHANDRA JAIN & CO  
CHARTERED ACCOUNTANTS



D.C. JAIN  
(PARTNER)  
M.NO 41235




## NOTICE

Notice is hereby given that the Fifteenth Annual General Meeting of the members of Swastika Castal Limited will be held at the registered office of the company at 11.00 A.M. on the ~~26<sup>th</sup>~~ September 2011 to transact the following business:

### ORDINARY BUSINESS

1. To receive considers and adopts the Audited Balance sheet as at 31st March 2011 and the reports of the Directors and Auditors thereon.
2. To appoint Auditors to hold office from the conclusion of this Annual General Meeting until the conclusion of the next Annual General Meeting and to fix their remuneration.

By order of the Board  
For Swastika Castal Limited

FOR SWASTIKA CASTAL LTD  
  
Director

Place: Kolkata  
Date: 04/08/11

### NOTES:

A) A MEMBER ENTITLED TO ATTEND AND VOTE AT THE MEETING IS INTITIED TO APPOINT A PROXY TO ATTEND AND VOTE INSTEAD OF HIMSELF/HERSELF AND THE PROXY NEED NOT BE A MEMBER. PROXY IN ORDER TO BE EFFECTIVE, MUST BE RECEIVED BY THE COMPANY AT ITS REGISTERED OFFICE NOT LESS THAN 48 HOURS BEFORE MEETING.

## **DIRECTORS' REPORT**

Your directors have pleasure in presenting the Fifteenth Annual Report of the company together with the audited accounts for the financial year ended on 31st March 2011.

### **FINANCIAL RESULTS**

The financial results of the company for the year under review are summarized as under:

PARTICULARS	(Rs. in lacs)	
	CURRENT YEAR	PREVIOUS YEAR
Sales & Other Incomes	1373.99	1064.61
Profit before interest & depreciation	124.91	101.19
Profit before taxation	40.06	31.84
Net Profit after taxation (Current & Deferred Tax)	23.47	63.79
Profit available for appropriation	23.47	63.79

### **DIVIDEND**

In view of strengthening the financial position of the company, no dividend has been recommended by the board of directors for the financial year ended on 31st March 2011.

### **FIXED DEPOSITS**

The company has not accepted any deposits during the year.

### **DIRECTORS' RESPONSIBILITY STATEMENT**

Pursuant to the requirement under Section 217 (2AA) of the Companies Act, 1956 with respect to Directors Responsibility Statement. It is hereby confirmed:

- (i) That in the preparation of the accounts for the financial year ended 31st March 2011; the applicable accounting standards have been followed along with proper explanation relating to material departures:
- (ii) That the directors have selected such accounting policies and applied them consistently and made judgments and estimates that were reasonable and prudent so as to give a true and fair view of the state of affairs of the Company at the end of the financial year and of the profit or loss of the Company for the year under review:

- (iii) That the directors have taken proper and sufficient care for the maintenance of adequate accounting records in accordance with the provisions of the Companies Act, 1956 for safeguarding the assets of the company and for preventing and detecting fraud and other irregularities.
- (iv) That the directors have prepared the accounts for the financial year ended 31st March 2011 on a going concern.

#### AUDITORS'OBSERVATIONS

Observations of Auditors are explained where necessary in the appropriate notes to the Accounts in Report.

#### PARTICULARS OF EMPLOYEES

Since no employee is drawing remuneration exceeding Rs.2, 00,000/- per month or Rs.24.00 Lacs per annum, the necessary information and accordance with the provision of section 217(2A) of the Companies Act 1956 read with the companies (Particulars of Employees) Rules, 1975, as amended regarding employees is not given.

#### AUDITORS

M/s Prakash Chandra Jain & Co., Statutory Auditors, retire at the ensuing Annual General Meeting and being eligible offer themselves for re-appointment as Statutory Auditors. Their re-appointment is recommended.

#### DISCLOSURE PURSUANT TO SEC. 217 (I) (e) OF THE COMPANIES ACTS, 1956

##### On the conservation of Energy

Even though the company is utilizing power for manufacturing, the cost of power is minuscule and no special measures are required for controlling the same, as the cost of power in the cost of manufacturing is negligible.

##### On technology absorption

The company has not taken any technical know how from anyone and hence there is no question of technology absorption and so the necessary information has not been given.

##### Impact of Import and Export on foreign Exchange

The company has neither imported any thing nor exported anything during the year; hence there is no impact on the foreign exchange inflow or outflow.

ACKNOWLEDGEMENT


The board wishes to express the deep appreciation to all the employees for their excellent contribution to the creditable performance of the company.

Your company also acknowledges with gratitude the continuous support extended by Banks, Financial Institutions and Business Associates.

FOR AND ON BEHALF OF THE BOARD OF DIRECTORS  
FOR SWASTIKA CASTAL LTD

Place: Kolkata

Date: 04/08/11

  
DIRECTOR

## AUDIT REPORT

**SWASTIKA CASTAL LIMITED**  
**117-A, CHITTARANJAN AVENUE,**  
**KOLKATTA.**

We have audited the attached Balance Sheet of Swastika Castal Ltd., Kolkatta as on 31st March 2011 and Profit and Loss Account for the year ended on that date annexed thereto. Preparations of these financial statements are the responsibility of the Company's management. Our responsibility is to express an opinion on these financial statements based on our audit.

1. We conducted our audit in accordance with the auditing standard accepted in India. Those Standards require that we plan and perform the audit to obtain reasonable assurance about whether the Financial Statements are free of material misstatement. An audit includes examining, on a test basis, evidence supporting the amounts and disclosures in Financial Statements. An audit also includes assessing the accounting principles used and significant estimates made by the management, as well as evaluating the overall Financial Statement presentation. We believe that our audit provides a reasonable basis for our opinion.
2. As required by the Companies (Auditor's Report) Order 2003 (CARO) issued by the Central Government of India in terms of Sub-section (4A) of Section 227 of the Companies Act, 1956 we give in the Annexure a statement on the matters specified in paragraph 4 and 5 of the said Order
3. Further to our comments in the annexure referred above, we report that:
  - a. We have obtained all the information and explanations, which to the best of our knowledge and belief were necessary for the purpose of our audit.
  - b. In our opinion, the company as required by law has kept proper books of accounts as far, as appears from our examination of those books of the company.
  - c. The Balance Sheet and Profit and Loss dealt with by this report are in agreement with the books of account of the company.
  - d. In our opinion, the Balance Sheet and Profit and Loss Account dealt with by this report comply with the mandatory Accounting Standards referred in Sub-section (3C) of section 211 of the Companies Act, 1956 except the followings:-



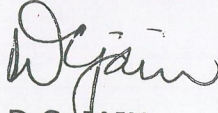
i) Accounting Standard – 2 :-

The accounting standard-2 issued by the Institute of Chartered Accountants of India states that the inventory should be valued at cost inclusive of indirect levies or net realizable value whichever is less whereas the company valued their inventories on the following basis (Refer to Notes on accounts):-

1. Raw Material and Packing Materials	At cost exclusive of Excise Duty
2. Stores and Spare Parts	At cost exclusive of Excise Duty
3. Finished Goods	At estimated cost and certified by the management.
4. Goods-in-progress	At estimated cost and certified by the management.

- e. On the basis of the written representation received from the Directors as on 31st March, 2011 and taken on record by the Board of Directors, we report that none of the directors is disqualified as on 31st March 2011 from being appointed as a director in terms of clause (g) of sub-section (1) of section 274 of the Companies Act, 1956.
4. Subject to the forgoing, in our opinion and to the best of our information and according to the explanations given to us, the said financial statements read together with the Significant Accounting Policies and other Notes thereon give the information required by the Companies Act, 1956, in the manner so required, and present a true and fair view in conformity with the accounting principles generally accepted in India:
5. In so far as it relates to Balance Sheet, of the state of affairs of the as at 31st March 2011
6. In so far as it relates to the Profit & Loss Account, of the Profit of the Company for the year ended on that date.

FOR PRAKASH CHANDRA JAIN & CO  
CHARTERED ACCOUNTANTS

  
D.C. JAIN  
(PARTNER)  
M.NO 41235



## ANNEXURE TO AUDITORS REPORT


(Referred to paragraph 2 of our report of even date of accounts of Swastika Castal Limited as at 31st March 2011)

1. The Company has maintained proper records showing full particulars including quantitative details and the situation of the fixed assets.
2. The Company has regular programs of verification of all fixed assets over a period of three year, which, in our opinion, is reasonable having regard to the size of the company and the nature of its assets. No material discrepancies were noticed on such verification.
3. As per the available information, none of the Fixed Assets has been disposed off during the year.
4. The inventory has been physically verified during the year by the management. In our opinion, frequency of verification is reasonable.
5. The Procedures of physical verification of inventory followed by the management are reasonable and adequate in relation to the size of the company and the nature of its business.
6. On the basis of our examination of the records of the company, we are of the opinion that the company is maintaining proper records of inventory. The discrepancies noticed on physical verification were not material.
7. The company has taken unsecured loans from one party covered in the register maintained under section 301 of the companies act and amount involved in such transactions is Rs 1450000/- (Maximum Amount Rs. 1463118/-) as on 31st March 2011.
8. In our opinion and according to the information and explanations given to us, there are adequate internal control procedures commensurate with the size of the company and the nature of its business, with regard to purchase of inventory and fixed assets and with regard to sale of goods. During the course of our audit, no major weaknesses have been noticed in the internal control system.
9. Based on audit procedures applied by us and according to the information and explanations provided by the management, we are of the opinion that the transactions that need to be entered in to a register in pursuance of section 301 of the Companies Act has been so entered.
10. In our opinion and according to the information and explanations given to us the transactions made in pursuance of contracts or arrangements



entered in the registers maintained under section 301 and exceeding the value of Rs. 5.00 lacs in respect of any party during the year have been made at prices which are reasonable having regard to prevailing market prices at the relevant time.

11. The Company has not accepted any deposit as defined in Section 58A and 58AA of the Companies Act 1956; hence reporting under this clause is not required.
12. In our opinion, the company has an internal audit system commensurate with its size and nature of its business.
13. We are informed that the Central Government has not prescribed the maintenance of cost record under Section 209(1) (d) of the Companies Act 1956 in respect of production of the company.
14. According to the records of the Company, the company is regular in depositing undisputed statutory dues including Provident Fund, Investor Education and Protection fund, Employees State Insurance, Income Tax, Sales Tax, Wealth Tax, Custom Duty, Excise Duty, Cess and any other dues with the appropriate authorities.
15. Based on the Audit Procedures applied by us and according to the information and explanations given to us, no undisputed statutory dues are outstanding as at 31st March 2011 for a period of more than six months.
16. As informed by the company, there are no disputed taxes; hence, deposition of amount under dispute does not arise.
17. The Company does not have accumulated losses at the end of the financial year. The company has not incurred cash losses during the financial year covered by our audit and immediately preceding financial year.
18. Based on our audit procedures and on the basis of information and explanations given by the management, we are of the opinion that the company has not defaulted in repayment of dues to any financial institution or bank or debenture holders.
19. The Company has not granted loans or advances based on security by way of pledge of shares, debentures and other securities.
20. The company has not given any guarantee for loans taken by others from bank or financial institutions.
21. The term loans are applied for the purpose for which these loans were obtained.



22. The funds raised during the year on short-term basis have not been used for long-term investment. Similarly, funds raised during the year on long-term basis have not been used for short-term investment.
23. ~~The~~ company has not made any preferential allotment of shares of parties and companies covered in the register maintained under section 301 of the Act.
24. The company has not issued any debentures during the year.
25. The company has not raised money by public issue.
26. Based on the audit procedures performed and information and explanations given to us, we report that no fraud on or by the Company has been noticed or reported during the year.
27. In view of operations of the company and nature of its business, clauses (xiii) and (xiv) of Companies (Auditors Report) Order 2003 are not applicable to the company.

FOR PRAKASH CHANDRA JAIN & CO  
CHARTERED ACCOUNTANTS

  
D.C. JAIN  
(PARTNER)  
M.NO 41235



SWASTIKA CASTAL LIMITED  
117-A, CHITTARANJAN AVENUE,  
KOLKATTA


PRAKASH CHANDRA JAIN & CO.  
CHARTERED ACCOUNTANTS  
74-76 GAYATRI CHAMBERS  
ALKAPURI, BARODA

BALANCE SHEET AS ON 31.03.2011

PARTICULARS	ANNEXURE	AMOUNT (RS.) AS ON 31.03.2011	AMOUNT (RS.) AS ON 31.03.2010
<b>WHAT THE COMPANY OWED</b>			
<b>SHARE HOLDER'S FUND</b>			
SHARE CAPITAL	A	7,600,000.00	7,600,000.00
SHARE APPLICATION MONEY PENDING		2,000,000.00	0.00
RESERVES AND SURPLUS	B	22,740,069.05	22,898,405.65
DEFERRED TAX LIABILITY		4,054,498.32	1,386,568.88
<b>LOAN FUNDS</b>			
SECURED LOAN	C	47,980,802.39	33,215,078.46
UNSECURED LOANS	D	7,373,362.00	3,963,118.00
		<u>91,748,731.77</u>	<u>69,063,171.00</u>
<b>WHAT THE COMPANY OWNED</b>			
<b>FIXED ASSET</b>			
Gross Block	E	55,490,691.79	42,091,536.00
Less : Depreciation		13,908,326.88	10,946,846.62
Net Block			
Investment		41,582,364.91	31,144,689.38
		0.00	0.00
<b>CURRENT ASSETS, LOANS, ADVANCES &amp; DEPOSITS</b>			
INVENTORIES	F	28,757,888.90	14,582,158.80
SUNDRY DEBTORS	G	29,657,992.02	30,225,795.38
CASH AND BANK BALANCE	H	4,095,076.17	3,817,138.24
LOANS, ADVANCES AND DEPOSITS	I	8,952,327.40	3,735,051.39
<b>LESS: CURRENT LIABILITIES &amp; PROV.</b>		71,463,284.49	
SUNDRY CREDITORS	J	20,257,768.29	14,036,922.25
PROVISIONS	K	1,039,149.34	404,739.94
MISCELLANEOUS EXPENDITURES (to the extent not written-off)	L	21,296,917.63	50,166,366.86
NOTES FORMING PART OF ACCOUNTS	U		0.00
			0.00
		<u>91,748,731.77</u>	<u>69,063,171.00</u>

SWASTIKA CASTAL LIMITED

DIRECTORS



As per our report of even date  
FOR PRAKASH CHANDRA JAIN & CO.  
CHARTERED ACCOUNTANTS

*D.C. Jain*  
D.C. JAIN  
(PARTNER)  
M.NO : 41235

**SWASTIKA CASTAL LIMITED**  
117-A, CHITTARANJAN AVENUE,  
KOLKATTA

**PRAKASH CHANDRA JAIN & CO.**  
CHARTERED ACCOUNTANTS  
74-76 GAYATRI CHAMBERS  
ALKAPURI, BARODA

**MANUFACTURING AND PROFIT & LOSS ACCOUNT  
FOR THE PERIOD ENDED 31ST MARCH 2011**

PARTICULARS	ANNEXURE	AMOUNT (RS.) AS ON 31.03.2011	AMOUNT (RS.) AS ON 31.03.2010
<b>INCOME</b>			
SALE	M	128,924,443.43	105,721,856.19
OTHER INCOME	N	380,539.46	890,230.52
INCREASE IN STOCK	O	8,094,931.00	(151,748.00)
		<u>137,399,913.89</u>	<u>106,460,338.71</u>
<b>EXPENDITURES</b>			
RAW MATERIAL CONSUMED	P	60,770,681.84	45,287,395.39
DIRECT EXPENSES	Q	50,393,064.89	39,501,215.35
PAYMENT & PROVISIONS TO EMPLOYEES	R	8,591,872.00	7,382,134.97
FINANCIAL AND OTHER CHARGES	S	6,117,957.42	5,252,134.66
SELLING GENERAL & ADMINISTRATIVE EXPS.	T	4,836,581.64	3,938,845.30
		<u>130,710,157.79</u>	<u>101,361,725.67</u>
NET PROFIT BEFORE DEPRECIATION		6,689,756.10	5,098,613.04
DEPRECIATION		<u>2,683,096.26</u>	<u>1,914,477.78</u>
NET PROFIT AFTER DEPRECIATION		4,006,659.84	3,184,135.26
LESS : PROVISION FOR INCOME TAX		958,925.00	139,943.00
NET PROFIT AFTER TAX		<u>3,047,734.84</u>	<u>3,044,192.26</u>
LESS : DEFERRED TAX LIABILITY		162,282.32	1,386,568.88
ADD : EXCESS DEPRECIATION WRITTEN BACK		0.00	4,722,165.00
LESS : SHORT PROVISION OF DEPRECIATION OF EARLIER YEARS		278,384.00	0.00
LESS : SHORT PROVISION OF INCOME TAX OF EARLIER YEARS		259,758.00	0.00
AMOUNT AVAILABLE FOR APPROPRIATION		<u>2,347,310.51</u>	<u>6,379,788.38</u>
LOSS/PROFIT BAL. CARRIED OVER FROM PREVIOUS YEAR		11,198,405.65	4,818,617.28
BALANCE CARRIED TO BALANCE SHEET		<u>13,545,716.17</u>	<u>11,198,405.65</u>

**SWASTIKA CASTAL LIMITED**

**DIRECTORS**



As per our report of even date  
FOR PRAKASH CHANDRA JAIN & CO.  
CHARTERED ACCOUNTANTS

*D.C. Jain*  
D.C. JAIN  
(PARTNER)  
M.NO : 41235

**SWASTIKA CASTAL LIMITED**  
**117-A, CHITTARANJAN AVENUE,**  
**KOLKATTA**

This part is forming to the balance sheet as on

31.03.2011      31.03.2010

**SHARE CAPITAL**

**ANNEXURE : A      ANNEXURE : A**

Authorised Share Capital  
(850000 Equity Shares of Rs. 10/- each)      8,500,000.00      8,500,000.00

**PAID UP SHARE CAPITAL**

760000 Equity Shares      7,600,000.00      7,600,000.00  
out of wick 467500 equity shares of Rs. 10/-  
292500 equity shares of Rs. 50/- inclusive of premium  
of Rs. 40/- each

7,600,000.00      7,600,000.00

**RESERVES AND SURPLUS**

**ANNEXURE : B      ANNEXURE : B**

Profit and Loss Appropriation Account      13,545,716.17      11,198,405.65  
Less:- Short Provision of Deferred Tax Liab      2,505,647.12      11,040,069.05

Share Premium Account      11,700,000.00      11,700,000.00

22,740,069.05      22,898,405.65

**SECURED LOAN**

**ANNEXURE : C      ANNEXURE : C**

Term Loan SBI-30650493911      2,138,942.00      2,883,785.00  
State Bank of India Term Loan      146,660.05      939,632.05  
State Bank of India Cash Credit Loan      30,228,408.34      21,198,366.41  
State Bank of India Byers Cr.      2,836,902.00      0.00  
State Bank of India New Term Loan 10399      9,993,770.00      0.00  
State Bank Of India -SME CARE ACCOUNT NO 367      0.00      4,027,178.00  
State Bank Of India -Foreign Currency Loan      2,636,120.00      3,915,000.00  
(All loans are secured against hyp of current assets,  
E.M. of land & Building and hyp. Of plant & mach)

47,980,802.39      32,963,961.46

**UNSECURED LOANS**

**ANNEXURE : D      ANNEXURE : D**

**From Banks**

Axis Bank ( Vehicle Loan)      27,974.00      132,528.00  
Kotak Mahindra Car Loan (Car Loan)      0.00      118,589.00  
Kotak Mahindra Prim Ltd. (Car Loan)      886,141.00      0.00

**From Body Corporates**

Luckdhan Vyapaar Pvt Ltd      0.00      2,500,000.00  
Swastik Precast Pvt. Ltd.      1,450,000.00      1,463,118.00  
Fasttrack tieup P Ltd      2,504,932.00      0.00  
Hooghly Jute Mill      2,504,315.00      0.00

7,373,362.00      4,214,235.00

**CURRENT ASSETS LOAN ADVANCES & DEPOSITS**

**INVENTORIES**

**ANNEXURE : F      ANNEXURE : F**

Closing stock (as valued & certified by  
the Management)

Raw Materials      10,918,134.40      5,387,836.80  
Stock in Process      16,214,746.00      8,119,815.00  
Stores      457,000.00      250,000.00  
Fluxes      210,512.50      142,631.00  
Furnance Oil      247,596.00      404,476.00  
Crucible      334,500.00      102,400.00  
Packing Materials      329,000.00      175,000.00  
CI Cast Iron Block      46,400.00      0.00

28,757,888.90      14,582,158.80

SUNDRY DEBTORS

ANNEXURE : G ANNEXURE : G

A.B.B. Ltd-Nasik	94,228.00	27,725.00
ABB Ltd. Baroda	5,930,372.85	6,494,912.05
ABB Inc	1,421,494.00	0.00
ABB scheize AG	9,561.00	0.00
Aditya Birla	418,816.53	418,816.53
Aditya Birla Insulation	1,604,764.93	2,567,697.71
Areva T & D Ltd	8,442,468.17	5,096,560.95
Areva T & D IND Ltd	0.00	157,740.92
Areva T&D Sas-Aht	490,166.00	0.00
Cosmos Engitech (P) Ltd.	346,568.12	0.00
Crompton Greaves Ltd.	399,271.34	1,784,978.11
Cromton Graves Ltd	466,416.50	3,156,493.23
Insulator & Electric Co.	0.00	150,422.00
Insulator & Electric Co. Bhopal	1,806,941.00	429,301.07
Kotak Exim P. Ltd.	96,369.00	96,369.00
Modern Insulators Ltd.	0.00	1,173,907.97
Siemens Ltd	4,952,578.80	3,154,071.48
Swastika Metcast P. Ltd.	3,049,316.64	5,492,087.22
W.S.I. Industries-Madrass	128,659.14	24,712.14
	<u>29,657,992.02</u>	<u>30,225,795.38</u>

CASH AND BANK BALANCE

ANNEXURE : H ANNEXURE : H

Cash in hand	253,854.76	296,206.01
Allahabad Bank Kolkatta	69,776.26	7,919.38
ICICI Bank	745,351.48	18,452.18
Punjab National Bank	13,254.15	13,454.15
Fixed Deposit with Nationalised Bank	2,990,499.52	3,458,606.52
Dollars in Hand	22,340.00	22,500.00
	<u>4,095,076.17</u>	<u>3,817,138.24</u>

LOANS, ADVANCES AND DEPOSITS

ANNEXURE : I ANNEXURE : I

LOANS & ADVANCES

AtulBhai	4,000.00	0.00
Bhole Poral Advances	0.00	98,769.00
Dilip Dey	0.00	20,000.00
FBT Receiveable	6,567.00	6,567.00
Gunvantbhai Ad. A/c	1,500.00	0.00
Jay Metal Industries	0.00	40,846.00
Luckydhan Vyapar P Ltd	7,398.00	0.00
Keyur Patel	5,000.00	9,000.00
Lalit Sharma Adv. A/c	26,500.00	27,748.00
Laxmi Machinery Stores	961.00	6,333.00
Maa Chumanda Enterprise	0.00	668.00
Mital Kanta Nayak	0.00	31,000.00
Moti Mandal	0.00	28,000.00
N. Pooran A. Adv.	0.00	6,000.00
Nand Kishor Nardia	0.00	61,612.00
Nirmal jain	3,000.00	8,000.00
Parasnath (Contractor)	320,706.00	285,165.00
Rahil Trading Co.	0.00	3,354.00
Rajkumar Labour Bill	0.00	5,681.00
Ritesh Darji Salary	0.00	7,689.00
Shah Enteprise	0.00	5,399.72
Techtronics India Ltd.	100,700.00	0.00
Income tax-09-10	0.00	86,905.00

DEPOSITS

Advance Tax / TDS for 2010-11	0.00	210,262.00
BOB Deposit for Gratuity	1,000.00	1,000.00
Central Excise PLA	589.00	30,589.00
Central Excise Rg 23 CP-II	111,328.00	80,483.00
Central Excise Modvat P-II (Receivable) 10%	579,762.00	244,803.00
Claim Receivable Service Tax	0.00	16,498.00
DEPB Receivable	108,786.00	209,327.00
DIC Subsidy Claim Receivable	0.00	139,052.00
Education Cess PLA	335.00	5,335.00
Educational Cess RG23 CP-II	2,444.00	3,706.00
Educational Cess RG23 P-II 23C	17,533.60	14,257.00
Excise Claim Receivable	704,355.00	34,472.00
High Cess 23 A Part-II	9,191.00	8,610.00
High Cess 23 CP-II	2,480.00	2,615.00
Input Vat 12.5%	0.00	2,812.00
Input Additional Vat 1%	0.00	2,030.00
Input Additional Vat 2.5%	0.00	562.00
Input Vat 4%	0.00	8,120.00
Kanyu Commercial Pvt Ltd	0.00	2,952.00

PLA High Cess	1,000.00	6,000.00
Sales Tax Deposit	100,000.00	100,000.00
Sales Tax Refundable	599,161.83	599,161.83
Security Deposit (GEB)	741,173.98	708,544.52
Security Deposit -Laxmi Gas	14,300.00	14,300.00
Security Deposite For Rented House	120,000.00	180,000.00
Service Tax 12.36%	109,340.00	72,695.00
Service Tax Receivable	15,838.00	0.00
Sky Oxygen Co. Security Deposit	9,000.00	9,000.00
TDS on Professional fees	3,098.00	3,098.00
TDS on Rent	3,090.00	3,090.00
TDS Receivable	21,299.00	21,299.00
Telephone Security Deposit (Baroda)	13,339.32	13,339.32
Advance Metal Testing Lab	0.00	469.00
All Cast Metal P Ltd	600.00	0.00
Ankur Scientific Energy tech Ltd	0.00	30,000.00
Arun Tongia Labour	0.00	0.00
Biko Engineers	1,964.00	0.00
Bodana Mukeshbhai Rupabhai	2,190.00	0.00
C K Shah & Co	13,188.00	0.00
Consui Consolidated P Ltd	33,000.00	0.00
Dalal Agency	0.00	3,359.65
Dilip Dey	0.00	222.00
Faith Machinery	13,472.00	0.00
Gujarat Carbonic Co	548.00	0.00
Jain Parivahan	0.00	26,000.00
Jayantibhai N Gohil	805.00	0.00
J.B. Shipping Agency	0.00	1,996.00
Jugraj Tejraj Agency P Ltd	252,815.71	0.00
Kalghodhar Enterprise	2,355.00	0.00
Kadam Environmental Consultants	0.00	321.00
Kantibhai Labour Bill	3,106.00	0.00
Keyur Patel	15,037.00	4,069.00
Krishna vardhan Bhatt	0.00	5,393.00
Makino India P Ltd	4,714,001.00	0.00
Manish KR Ghose	7,200.00	0.00
Naaz Sabbir	0.00	0.00
NM Buildcom	77,357.96	0.00
Palival engineering works	0.00	24,000.00
Om Logistic	4,769.00	0.00
Panchal Engineering Works	12,905.00	0.00
Precision Measuring Instrument Co	11,080.00	0.00
Reliance Elctro System	5,596.00	0.00
Sabir Ali	0.00	350.00
Shivin Interior	0.00	150,000.00
Shree Gauges Instrument	5,415.00	0.00
Shree Ram Transport Co	1,580.00	0.00
Shree Prarambh Machinery Stores	0.00	852.35
Swastik Graphics	0.00	960.00
TCI XPS	8,567.00	0.00
Tej Technology	0.00	310.00
	<u>8,952,327.40</u>	<u>3,735,051.39</u>

SUNDRY CREDITORS

ANNEXURE : J      ANNEXURE : J

Sundry Creditors for Capital Goods

Shanti Technology	0.00	50,000.00
Suman Enterprise	0.00	50,755.53

Sundry Creditors for Goods

Alloy Steel Corporation	12,116.00	9,275.00
Bharat Wood Works	0.00	60,587.25
Biko Engineers	0.00	2,807.50
Gautam Machinery Stores	0.00	7,127.00
Gujarat Sales Corporation	0.00	1,389.00
Hema Enterprise	0.00	1,971.00
Jain Traders	807.04	1,781.00
Jugraj Tejraj Agency Private Ltd	0.00	2,602,012.29
Jay Bhavar Refactory Work	3,275.00	0.00
Jay Metal Industries	1,311,195.00	0.00
K.T.Automation	0.00	1,500.00
Kothari Metals Ltd.	730,658.00	714,384.00
Krishnaray Automobiles	32,925.00	0.00
Krishna Surgical Co.	4,156.00	14,139.00
Maruti Traders	61,141.00	145,363.00
Modern Insulators Ltd	3,046.06	0.00
National Aluminium Ltd.	8,673,536.70	4,767,983.75
Patel Electric Works	18,690.00	15,041.00
Phogix Industries P Ltd	3,951,906.00	0.00
Perfect NDT Agency	18,425.00	0.00
Pradesh Alum Centre	4,891.00	0.00
R.K. Enterprise	0.00	25,874.00

R K Exim	361,457.00	0.00
Raj Packers	252,556.00	121,740.00
Raj Purohit	12,919.00	27,921.00
Saru Alkho & Chemicals Ltd.	287,791.29	405,684.29
Shil Trade P. Ltd.	0.00	3,728.68
Shil Technology P. Ltd.	137,434.00	0.00
Shravan Kumar Fulchand	4,830.00	0.00
Shree Bhakti Tarders	3,763.00	7,836.00
Shree Bhakti Timber Mart	8,190.00	0.00
Shyam Industries	40,499.00	27,633.00
Stronghold Corporation	0.00	60,983.60
Suveq Systems	1,797.00	17,892.00
Swaminarayan Traders	10,531.00	4,734.00
Swastika Metcast Pvt. Ltd. Unit II	223,562.76	0.00
Swastika Metcast Pvt. Ltd. Unit I	943,778.71	0.00
Technocraft Engineers	4,806.00	0.00
Thakkar Electric Service	0.00	30,584.00
Tharino Tech	9,450.00	0.00
Western Refra Cast P LTd	6,735.00	0.00
Vesuvius India Ltd.	0.00	148,226.00
Vital Cast	4,555.00	4,555.00
Wire Flattners	0.00	17,831.00

Sundry Creditors for Expenses

Aanjaney Engineers	23,008.00	350,778.00
Aanjaney Micro-Engi Private Limited	48,335.45	494,328.00
Abhay Shankar Prasad	0.00	4,193.00
A C Travels	64,051.00	0.00
Acme Transport Co.	27,674.00	30,210.00
All Graphics	3,400.00	9,727.00
Alpha Engineering	128,332.20	249,368.20
Amit Enterprise	0.00	11,997.50
Anant Enterprise	160,326.00	286,421.00
Anant Marketing	17,870.00	16,970.00
Anil Commodities Ltd	0.00	0.00
Atul Electric Co	0.00	35,510.50
Aviation Tech Tools	0.00	23,476.00
B.R. Industries	350,309.58	362,635.58
B.T.Watertreatment Pvt Ltd	0.00	5,407.50
Barjatya Consultants Private Limited	0.00	20,000.00
C K Industries	81,672.00	315,216.00
C.K. SHAH & CO	0.00	7,770.00
C.S.Enterprises	18,098.00	18,934.00
Cliffs Marketing & Services	5,625.00	5,625.00
Compressor & Parts	6,573.00	0.00
D S Agrawal Foods Product Ltd	0.00	152,274.00
D.M.Vaidya & Association	2,123.00	1,750.00
D.S. Acharya	9,000.00	9,000.00
Deepchand Jaiswal	2,880.44	0.00
Deep Enterprise	0.00	1,680.00
Detective & Security Service	0.00	581.00
Dnp Metal Impregnation	0.00	100.00
Don Fab Engineer	31,499.00	107,141.00
Helee Petroleum	0.00	8,930.00
Honest Engineering Works	0.00	39,023.35
Honest Engineering Works (New)	27,487.00	0.00
J bajaj Tools Engg p ltd	0.00	591.00
J.K.Enterprises	32,000.00	32,000.00
Jay Industries	61,258.75	25,513.00
K K Enterprise	3,978.00	0.00
Kanti Bhai(Labour Bill)	0.00	1,061.00
Kastwel Foundation	0.00	12,502.00
Kothari Engineering Corporation	0.00	14,224.00
M.Desai & Co.	22,447.00	66,064.00
M.K. Navak	0.00	4,376.00
Mahakali Transport	0.00	14,600.00
Manish KR Ghose	0.00	1,300.00
Maruti Freight Movers Ltd	184,144.00	72,196.00
Metro Electricals	14,570.00	1,256.00
Minal Engineering Ltd.	0.00	5,900.00
N.M.Build. Com.	0.00	36,410.04
Nand Kishor Nardia	0.00	4,288.00
Nirmal Services	4,716.00	0.00
New Thakkar Enterprise	12,973.00	0.00
Nitinbhai Shanabhai Parmar	650.00	0.00
Obasingh C. Sisodiya	58,469.00	41,302.00
Om Logistics	0.00	7,096.00
P J Enterprise	0.00	3,205.00
P met High Tech co p ltd	0.00	1,104.00
Panchal Engineering Works	0.00	8,649.00
Parasnath Saw (Labour Mill)	11,287.00	2,766.00
Patel Dilipbhai Fulabhai	0.00	406.00
Prakashchandra jain & co	34,744.00	34,763.00
Quality Tooling Solution	7,287.00	750.00
Queback Petrollium Resurch Ltd	23,558.00	0.00
R.K.Transport	148,749.00	49,476.00
RNG Export	54,869.00	0.00
Rahil marketing pvt ltd	0.00	17,561.00
Rajdeep enterprise	0.00	11,250.00
Rolox Eng Works	12,352.00	106,713.00
S.A.Construction	0.00	5,439.50

S.K. Enterprise	0.00	8,000.00
Sadbhav Celebration Services	4,340.00	1,114.00
Shavankumar Foolchand	0.00	278,336.00
Shree Balaji Paperpack Pvt Ltd	171,467.00	93,288.00
Shree Ganesh Transport Co.	15,000.00	8,800.00
Shree Gurudatta Transport	0.00	7,500.00
Shree Ram Transport Co.	0.00	26,250.00
Shreeji Engineers	108,525.00	117,735.00
Sky Oxygen Company Limited	0.00	1,296.00
Sonalics Transport	0.00	494.00
Star Sand Blasting Works	36,460.31	55,733.31
Success Heat Treatment Works	1,846.00	0.00
Usha Stationery	7,152.00	0.00
Tci Xps	0.00	4,028.00
Udary Transport Corporation	9,100.00	0.00
Umesh Tools corporation	0.00	935.00
Vohra Engineering Works	552,140.00	346,737.00
Cosmos Engitech (P) Ltd.	0.00	69,528.88
Spractra Analysis P Ltd	514,000.00	514,000.00

20,257,768.29    14,036,922.25

**PROVISIONS**

ANNEXURE : K    ANNEXURE : K

Audit Fees Payable	38,626.00	38,626.00
CST	183,778.00	107,674.94
Electric Exp. Payable	4,471.00	5,251.00
Income Tax Redeposit	0.00	75,156.00
Professional Tax	1,570.00	13,000.00
Provident Fund	28,914.00	0.00
Professional Fees Payable	0.00	21,000.00
TDS Payable 2010-11	119,435.00	0.00
Unpaid Telephone Bill	0.00	4,089.00
Vat Tax Payable	60,898.34	0.00
Provision for tax (11-12)	958,925.00	
Less:- Advance Tax	300,000.00	
Less:- TDS	56,451.00	
Less:- TCS	1,017.00	
Provision for Interest	601,457.00	0.00
Income Tax Provision AY 2010-11	0.00	0.00
	0.00	139,943.00

1,039,149.34    404,739.94

**MISCELLANEOUS EXPENDITURES**

ANNEXURE : L    ANNEXURE : L

Preliminary & Pre-Op. Exps. (To the extent not written off)	0.00	0.00
Less : write off during the year	0.00	0.00
	<u>0.00</u>	<u>0.00</u>

This Part is Forming to The Manufacturing & Profit & Loss

**INCOME**

**SALE**

ANNEXURE : M    ANNEXURE : M

Gross Sales	136,346,378.43	106,297,169.28
Job Work Receipt	884,491.00	4,836,844.00
	<u>137,230,869.43</u>	<u>111,134,013.28</u>
Less : Sales Return (Goods)	8,113,741.00	4,962,301.08
Less : Sales Return (Labour)	192,685.00	449,856.01
	<u>128,924,443.43</u>	<u>105,721,856.19</u>

128,924,443.43    105,721,856.19

**OTHER INCOME**

ANNEXURE : N    ANNEXURE : N

Interest Received	337,002.46	352,360.52
Freight Received	43,537.00	11,567.00
Profit on Sales of Fixed Asset	0.00	220,620.00
Foreign Exchange fluctuation gain	0.00	305,683.00
	<u>380,539.46</u>	<u>890,230.52</u>

**INCREASE IN STOCK**

ANNEXURE : O    ANNEXURE : O

Opening Stock	8,119,815.00	8,271,563.00
Less : Closing Stock	16,214,746.00	8,119,815.00
	<u>8,094,931.00</u>	<u>-151,748.00</u>

**RAW MATERIAL CONSUMED**

ANNEXURE : P    ANNEXURE : P

Opening Stock	5,387,836.80	5,473,720.00
Add : Purchases	66,300,979.52	45,201,512.19
	<u>71,688,816.32</u>	<u>50,675,232.19</u>
Less : Closing Stock	10,918,134.40	5,387,836.80
	<u>60,770,681.92</u>	<u>45,287,395.39</u>

<u>DIRECT EXPENSES</u>	<u>ANNEXURE : Q</u>	<u>ANNEXURE : Q</u>
Anodising /Conversion Charges	991,854.00	769,448.00
Calibration Charges	41,583.00	21,080.00
CED Exp.	0.00	30.00
Consumable Stores	3,808,373.79	3,127,137.01
CST on sales	1,585,251.00	1,207,813.00
Excise on sales	11,835,111.40	7,525,438.40
foundry	12,076,153.60	11,032,142.29
Freight & Octroi	2,596,244.86	2,487,758.00
Freight & Packing (Sales)	986,271.00	636,211.00
Laboratory & Testing Charges	84,406.00	140,659.00
Maintenance (P & M)	1,496,507.15	742,991.65
Power & Fuel Exp.	11,346,731.00	9,325,728.00
Rent, Rates & Taxes	420,000.00	314,400.00
Security Exp.	323,619.00	335,828.00
Service Tax on freight	56,843.00	79,582.00
VAT on sales	2,744,116.09	1,754,969.00
	<u>50,393,064.89</u>	<u>39,501,215.35</u>

<u>PAYMENT &amp; PROVISIONS TO EMPLOYEES</u>	<u>ANNEXURE : R</u>	<u>ANNEXURE : R</u>
Director Remuneration	900,000.00	840,000.00
Salary & Bonus	1,010,785.00	794,331.00
Waqes & Bonus	6,681,087.00	5,747,803.97
	<u>8,591,872.00</u>	<u>7,382,134.97</u>

<u>FINANCIAL AND OTHER CHARGES</u>	<u>ANNEXURE : S</u>	<u>ANNEXURE : S</u>
Bank Charges	315,878.10	231,442.11
Bank Interest	4,714,097.32	3,312,489.24
Interest to others	1,087,982.00	1,708,203.31
	<u>6,117,957.42</u>	<u>5,252,134.66</u>

<u>SELLING GENERAL &amp; ADMINISTRATIVE EXPS.</u>	<u>ANNEXURE : T</u>	<u>ANNEXURE : T</u>
Accounting Charges	48,000.00	48,000.00
Audit Fees	35,000.00	38,626.00
Brokerage Exp.	95,575.00	27,875.00
Exchange Rate Diff.	53,139.00	0.00
Legal & Consultancy Charges	223,026.00	236,388.00
Discount	0.00	111,660.04
Export Exp.	168,070.00	1,500.00
General Exp.	500,104.88	376,533.40
Insurance Exp.	69,206.00	113,789.00
Loss on Sales of Fixed Asset	0.00	272,390.00
Professional Charges	114,399.00	0.00
Packing Exp.	1,431,315.00	1,179,337.50
Postage & Telegram & Telephone	228,506.00	202,333.87
Printing & Stationary	111,804.00	110,737.00
Repairs & Maint. Charges (Computer)	28,178.00	30,670.00
Sales Tax Exp./VAT exp.	4,402.00	5,875.00
Subscription Exp.	5,001.00	21,100.00
Sundry Balance written Off	699,788.89	0.00
Travelling & Conveyance Exps.	720,413.50	911,895.13
Vehicle Exps.	300,653.37	250,135.36
	<u>4,836,581.64</u>	<u>3,938,845.30</u>

FIXED ASSETS

Annexure-E

Particulars	Rate of Dep. %	Balance as on		Adjustment during year	Gross Block		Depreciation		Net Block		
		01.04.2010	31.03.2011		Addition	Sales During Year	Provided during year	Adjusted During the year	Balance as on 01.04.2010	Balance as on 31.03.2011	
Building	3.34%	10,392,367.55	10,449,318.55	0.00	56,951.00	0.00	347,105.08	0.00	2,077,999.04	8,661,474.58	8,371,320.51
Computer	16.21%	572,602.00	748,680.00	0.00	176,078.00	0.00	107,281.54	0.00	346,861.09	333,022.45	401,818.91
CWIP	0.00%	0.00	4,631,344.00	0.00	4,631,344.00	0.00	0.00	0.00	0.00	0.00	4,631,344.00
Cycle	7.07%	5,326.00	5,326.00	0.00	0.00	0.00	54.35	0.00	5,326.00	54.35	0.00
Die	11.31%	3,041,904.13	3,616,479.13	0.00	574,575.00	0.00	380,949.55	0.00	2,333,221.93	1,089,631.75	1,283,257.20
Electric Instt	6.33%	2,684,305.26	2,947,592.26	0.00	263,287.00	0.00	169,916.52	0.00	1,505,908.89	1,348,312.90	1,441,683.37
Electronic We	4.75%	26,000.00	26,000.00	0.00	0.00	0.00	1,235.00	0.00	10,018.61	17,216.39	15,981.39
Firefighting Ec	4.75%	32,656.00	32,656.00	0.00	0.00	0.00	2,090.51	0.00	9,423.85	25,322.67	23,232.15
Jigs, Fixture:	4.75%	1,020,698.86	1,127,403.86	0.00	106,705.00	0.00	50,914.29	0.00	182,790.37	888,822.78	944,613.49
Lab Equipme	4.75%	428,051.63	428,051.63	0.00	0.00	0.00	20,332.45	0.00	261,428.75	186,955.33	166,622.88
Land	0.00%	1,826,759.00	1,868,409.00	0.00	41,650.00	0.00	0.00	0.00	0.00	1,826,759.00	1,868,409.00
Mobile	6.33%	57,000.00	83,000.00	0.00	26,000.00	0.00	4,072.53	0.00	14,114.42	46,958.11	68,885.58
Motor Car	9.50%	1,354,831.00	2,626,478.00	0.00	1,271,647.00	0.00	196,167.27	0.00	727,969.81	823,028.46	1,898,508.19
Office Equipm	4.75%	582,993.50	594,574.50	0.00	11,581.00	0.00	28,304.08	0.00	105,841.86	505,455.72	488,732.64
Office Furnit	6.33%	514,611.74	704,907.74	0.00	190,296.00	0.00	49,515.29	0.00	161,761.85	402,365.18	543,145.89
Plant & Wacr	7.42%	9,025,318.00	14,557,997.00	0.00	5,532,679.00	0.00	1,083,029.65	0.00	1,083,029.65	9,025,318.00	13,474,967.35
Plant & Wacr	4.75%	10,200,012.00	10,716,375.00	0.00	516,363.00	0.00	499,803.51	0.00	4,871,770.36	5,828,045.15	5,844,604.64
RO Water sys	4.75%	29,462.00	29,462.00	0.00	0.00	0.00	1,931.77	0.00	6,402.94	24,990.84	23,059.06
Tubewell	6.33%	296,633.00	296,633.00	0.00	0.00	0.00	18,776.87	0.00	204,458.49	110,951.38	92,174.51
		42,091,536.00	55,490,691.79	0.00	13,399,156.00	0.00	2,961,480.26	0.00	13,908,326.88	31,144,685.05	41,582,360.79

**SWASTIKA CASTAL LIMITED**  
**SCHEDULE - U**  
**NOTES ON ACCOUNTS**

**SCHEDULE OF NOTES FORMING PART OF BALANCE SHEET AND  
PROFIT AND LOSS ACCOUNT AS AT  
31ST MARCH 2011**

**SIGNIFICANT ACCOUNTING POLICIES & NOTES TO THE ACCOUNTS**

**A. BASIS OF PREPARATION OF FINANCIAL STATEMENTS**

The financial statements have been prepared under the historical cost convention in accordance with the Generally Accepted Accounting Principles in India and the provisions of the Companies Act, 1956.

**B. USE OF ESTIMATES**

The presentation of financial statements requires estimates and assumptions to be made that affect the reported amount of assets and liabilities on the date of financial statements and the reported amount of revenues & expenses during the reporting period. Difference between the actual result and estimates are recognized in the period in which the results are known materialized.

**C. FIXED ASSETS**

Fixed Assets are shown at cost, inclusive of incidental and other cost (net of Cenvat and sundry receipt).

Classification of Fixed Assets has been done on the basis of the decision taken by the management and the same is being consistently followed.

**D. DEPRECIATION**

Depreciation on Fixed Assets is provided on straight line method in accordance with the rates specified in the Companies Act, 1956.

**E. RESEARCH AND DEVELOPMENT**

Research & Development cost of Dies, Tools & Jigs (other than cost of Fixed Assets) are charged as expenses in the year in which they are incurred.

**F. INVESTMENTS**

There are no long-term investments.

## G. INVENTORIES

The inventories are valued on the following basis:

1. Raw Material and Packing Materials	At cost exclusive of Excise Duty
2. Stores and Spare Parts	At cost exclusive of Excise Duty
3. Finished Goods	At estimated cost and certified by the management.
4. Goods-in-progress	At estimated cost and certified by the management.

## H. SALES

Sales are inclusive of Excise Duty (net of claims, rejections)

Sales of manufactured goods comprise mainly Gravity Dies, Aluminum Alloy Gravity Die Castings and Non-Ferrous Products.

During the year, the company has entered in to forward contract for trading of non-ferrous and other materials, the surplus out of these transactions have been shown as other income.

## I. EXCISE DUTY AND SALES TAX

Excise duty has been accounted on the basis of payment made in respect of goods cleared. Sales tax charged to Profit & Loss Account included payments made for assignment of deferred tax liabilities.

## J. EMPLOYEE RETIREMENT BENEFITS

Liability for gratuity is accounted for on the basis of actuarial valuation made by an independent Actuary. The company has created

As regard the leave encashment it is the policy of the company to clear the same within the year in which the amount becomes due.

## K. PROVISION FOR CURRENT AND DEFERRED TAX

Provision for current tax is made after taking into consideration benefits admissible under the provisions of Income-tax Act, 1961.

The Deferred Tax liability as at 31<sup>st</sup> March, 2011 comprise of the following

Sr. No.	Particulars	2010-11	2009-10
a.	<u>Deferred Tax Liability</u> Related to Fixed Assets On Opening WDV	1386568.00	617640.00
	Short provision of DTL last year	2505647.00	
	Add for current year	162282.00	768928.00
b.	<u>Deferred Tax Assets</u>		
	i) Disallowance under the Income Tax Act, 1961	0.00	0.00
	ii) Provision for doubtful debts		
	iii) Carried forward Loses		
	iv) Add for current year	0.00	0.00
c.	Provision for Deferred Tax (net)	4054498.00	1386568.00

#### NOTES ON ACCOUNTS

1. The Previous year's figures have been reworked, regrouped, rearranged and reclassified wherever necessary.
2. Income from operations includes job work receipts and sales.
3. Payment to Auditors

Particulars	2010-11	2009-10
Audit Fees & Tax Audit Fees	35000.00	35000.00
Other Matters	0.00	0.00
TOTAL	35000.00	35000.00

4. Additional information as required under schedule VI of the Companies Act, 1956 with respect to Production, Sales and Consumption of goods as certified by the Management (figures rounded off)

a) Nature of Products: Non-Ferrous Casting

b) Licensed Capacity: Not Applicable

c) Installed Capacity: Not Applicable

d) Actual Production: Details of Actual Production having hundreds of items is not feasible.

Consumption meant for sale

PRODUCT	2011-10		2009-10	
	Quantity (Kgs.)	Value (Rs.)	Quantity (Kgs)	Value (Rs.)
Aluminum Alloy including Aluminum Ingot, Manganese Magnesium Aluminum Scrap etc.	681621.00	60770681.00	578881.70	45287395.39
TOTAL	681621.00	60770681.00	578881.70	45287395.39

5. Value of Import on CIF basis in respect of

	2010-11		2009-10	
	Quantity (Kgs.)	Value (Rs.)	Quantity (Kgs.)	Value (Rs.)
Raw Material	NIL	NIL	NIL	NIL

6. Earnings in foreign currency

2010-11	2009-10
3111232.00	932025.00

7. Production capacity, sales, quantity, and turnover are all certified by the management and not verified by the auditors since it is a technical matter.
8. Year end balance confirmation has not been obtained in cases of all the creditors, debtors and loans & advances.
9. A) Term Loans are secured against Land and Moveable Property of the Company including Plant and Machinery, Tools and Accessories, Office Equipments and Computers (except book debts)

B) Working Capital Loans are secured against Hypothecation of Movables, Book Debts and other assets and a second charge on Land and Building and Plant and Machinery.

10. EARNING PER SHARE:-

Sr. No.	PARTICULARS	Units	31/03/11	31/03/10
1.	Weighted average number of equity shares of Rs.	Numbers	760000	760000
2.	No.s of shares at the beginning of the year	Numbers	760000	760000
3.	No.s of shares at the end of the year	Numbers	760000	760000
4.	Net profit after tax available for equity shareholder	Rs. In Lacs	2347310	6379788
5.	Basic and diluted earning per share (4/1)	Rs. per share	3.09	8.39

**SWASTIKA CASTAL LIMITED**

**BALANCE SHEET ABSTRACT AND COMPANY'S GENERAL BUSINESS PROFILE**

1.	<b>Registration Details</b>			
	Registration No.	21-79995	State Code	21
	Balance Sheet Date	31/03/2011		
2.	<b>Capital Raised During the year (Amount Rs. in Lacs)</b>			
	Public Issue	N.A.	Right Issue	Nil
	Bonus Issue	Nil	Private placement	0.00
3.	<b>Position of Mobilization and Deployment of Funds (Amount Rs. in Lacs)</b>			
	Total Liabilities	917.48	Total Assets	917.48
	<b>Sources of Funds</b>			
	Paid Up Capital	96.00	Res. & Surplus	227.40
	Secured Loans	479.80	Unsecured Loan	73.73
	Deferred Tax Liability	40.55		
	<b>Application of Funds</b>			
	Net Fixed Assets	415.82	Investment	0.00
	Net Current Assets	501.66	Misc. Exp.	0.00
	Accumulated Losses	0.00		
4.	<b>Performance of Company (Amount Rs. In Lacs)</b>			
	Turnover	1373.99	Total Exp	1307.10
	Profit Before Tax	40.06	Profit After Tax	23.47
	Earning Per share (In Rs.)	3.09	Dividend	NA
5.	<b>Generic Names of there Principal Products of Company</b>			
	Item Code No (ITC Code)4	Not known		
	Product Description	Manufacturing of Casting & Machining of non-ferrous Metals.		

Signature to Schedule A to U  
AS PER OUR REPORT OF EVEN DATE ATTACHED

FOR PRAKASH CHANDRA JAIN & CO  
CHARTERED ACCOUNTANT

FOR AND ON BEHALF OF THE BOARD  
SWASTIKA CASTAL LIMITED

SD/-  
D.C.JAIN  
PARTNER

FOR SWASTIKA CASTAL LTD  
SD/-  
DIRECTOR